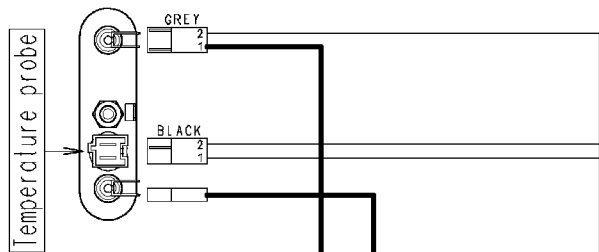
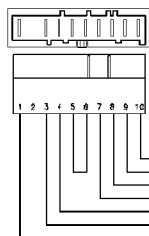


Heating elements

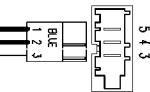


Motor

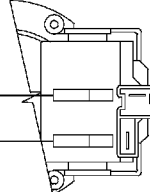


132.12300/

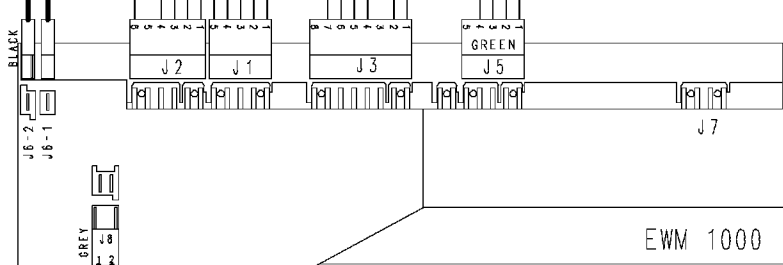
Door safety interlock



Drain pump



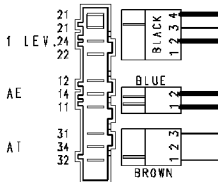
132.12360/



EWM 1000

MAIN ELECTRONIC BOARD

Pressure switch

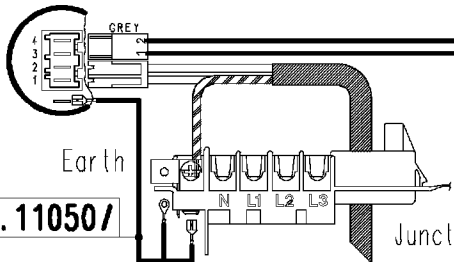


132.12330/

132.12310/

132.12320/

Anti-interference filter



124.11050/

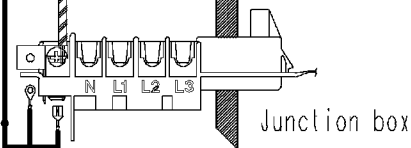
Prewash valve



Wash valve



Earth



124.96300/

124.96290/

Tub earth

Motor earth

Heating element earth