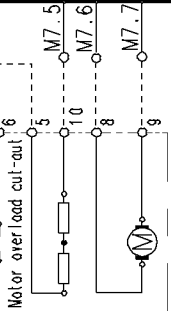
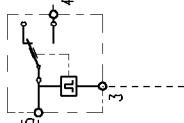


Timer & Electronic module

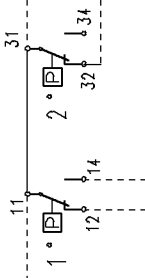
Motor



Door safety interlock



Pressure switch



Drain pump



Pilot lamp



Cold water inlet valve



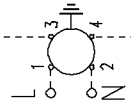
Tasto mezzo carico Adjustable thermostat für halbe Füllmenge



Heating elements (washing)

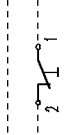


Anti-interference filter



Tasto mezzo carico

Rinse hold button



Half load button

