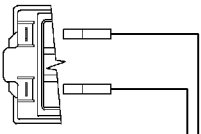
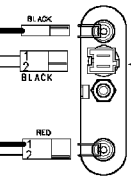


Recirculation pump

Door safety interlock



124.96176/

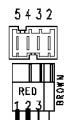


Temperature Probe

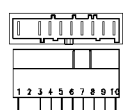
Heating elements (washing)

Door locked lamp

37928541/



Motor



Drain pump

WIRES ORANGE

MAIN ELECTRONIC BOARD

Analogic pressure level

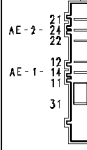
124.96357/

Air chamber on tub

132.12500/

Pressure switch

WIRES ORANGE



Anti-interference filter

132.12510/

Earth

124.11050/

Junction box

ON-OFF button

37928556/

Pilot lamp

132.02021/

124.34040/

Motor earth

Heating element earth

124.93311/

USER INTERFACE BOARD

Prewash valve

Wash valve

132.02031/

