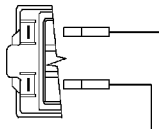
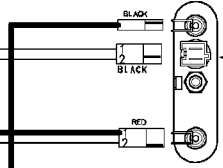


Recirculation pump

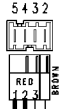


124.96354 /



Temperature Probe

Door safety interlock

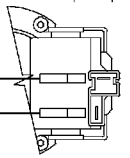


Heating elements (washing)

Door locked lamp

3792854 /

Drain pump



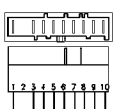
132.02086 /

Temperature probe (umidity control)

124.96172 /

WIRES ORANGE

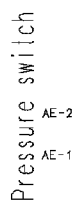
Motor



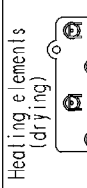
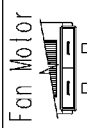
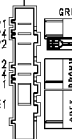
MAIN ELECTRONIC BOARD

132.03070 /

Analogic pressure level

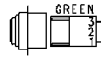


Air chamber on tub



Overheat protection thermostat

Temperature probe (drying)



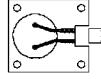
124.13964 /

WIRES ORANGE

132.02091 /

132.02024 /

Buzzer

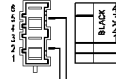


Anti-interference filter



132.02013 /

ON-OFF button



Programme selector



124.93313 /

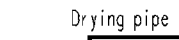
USER INTERFACE BOARD

132.02050 /

124.93311 /

124.11050 /

Junction box

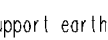


3792857 /

Pilot lamp



Drying pipe earth



Controls support earth



Tub earth



132.02150 /

124.96290 /

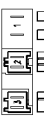
Motor earth

Heating element earth

Wash valve BLACK

Prewash valve WHITE

Condensation valve GREEN



WIRES BLUE