

Motor



124.93400/

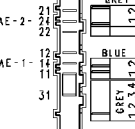
Analogic pressure level

124.96350/

Air chamber on tub

132.02003/

Pressure switch



Anti-interference filler

132.02012/

Earth

124.11050/

Junction box

37928556/

ON-OFF button

Pilot lamp

Tub earth

124.34040/

Motor earth Heating element earth

Temperature Probe

Heating elements (washing)

Door locked lamp

37928541/

Drain pump

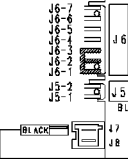
WIRES ORANGE

MAIN ELECTRONIC BOARD

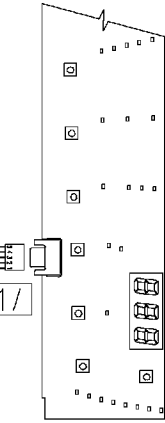
Door safety interlock



124.96420/



132.02021/



124.93311/

USER INTERFACE BOARD



Wash valve BLACK

Prewash valve WHITE

Bleaching valve GREEN

WIRES BLUE