

MAIN ELECTRONIC BOARD

W=Wash valve  
 P=Prewash valve  
 C=Condensation valve

Temperature probe(washing)

Door safety interlock

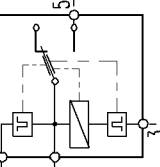
Programme selector

Anti-interference filter

Temperature probe (humidity control)

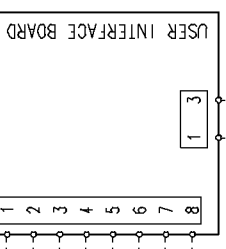
Temperature probe (drying)

Analogic pressure level

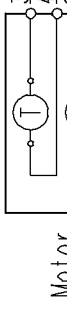


+5 V  
GND  
Signal  
+5 V  
Signal  
+5 V  
Signal

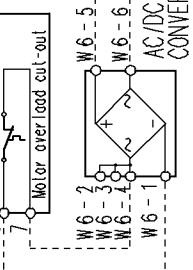
+12V  
+5 V  
IR-Rx  
IR-Tx  
GND  
Tx  
Rx  
Clock



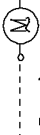
Programme selector




Motor




AC/DC CONVERTER



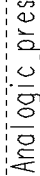
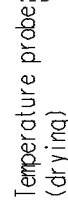
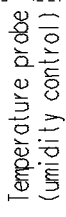
Recirculation pump



Drain pump



Fan



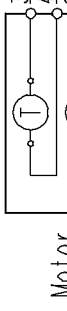
Temperature probe(washing)

+5 V  
GND  
Signal  
+5 V  
Signal  
+5 V  
Signal

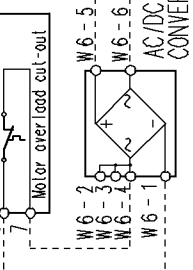
+12V  
+5 V  
IR-Rx  
IR-Tx  
GND  
Tx  
Rx  
Clock



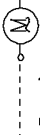
Programme selector



Motor



AC/DC CONVERTER



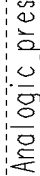
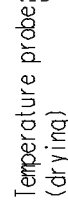
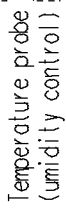
Recirculation pump



Drain pump



Fan



Temperature probe(washing)

+5 V  
GND  
Signal  
+5 V  
Signal  
+5 V  
Signal

+12V  
+5 V  
IR-Rx  
IR-Tx  
GND  
Tx  
Rx  
Clock



Programme selector