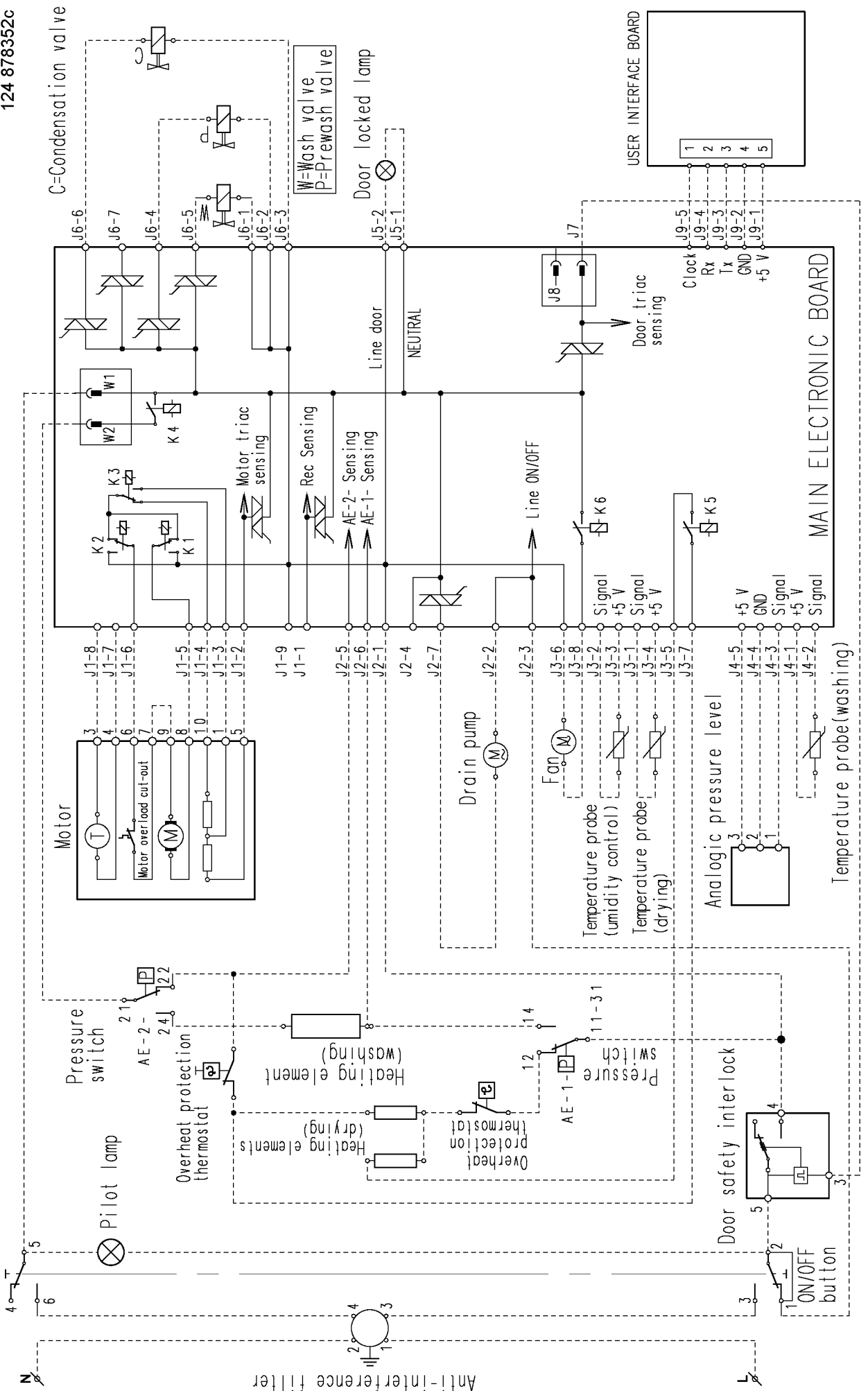
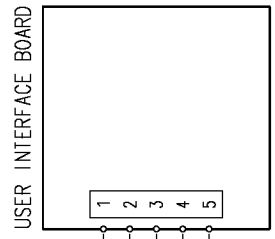


Anti-interference filter



MAIN ELECTRONIC BOARD



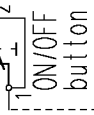
C=Condensation valve

W=Wash valve
P=Prewash valve

Door locked lamp

Temperature probe(washing)

Door safety interlock



Temperature probe (humidity control)

Temperature probe (drying)

Analogic pressure level

Drain pump

Fan

Line ON/OFF

Line door

NEUTRAL

Rec Sensing

AE-2- Sensing

AE-1- Sensing

Motor triac sensing

W1

W2

K3

K2

K1

K4

Signal +5 V

Signal +5 V

Signal +5 V

Signal +5 V

Signal +5 V

Signal +5 V

Door triac sensing

J8

J9-5

J9-4

J9-3

J9-2

J9-1

Clock

Rx

Tx

GND

+5 V