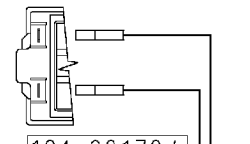
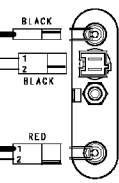


Recirculation pump



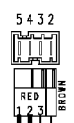
124.96170/



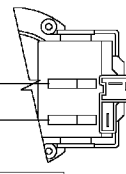
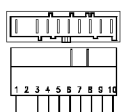
Temperature probe
Heating elements

Door locked lamp

37928541/



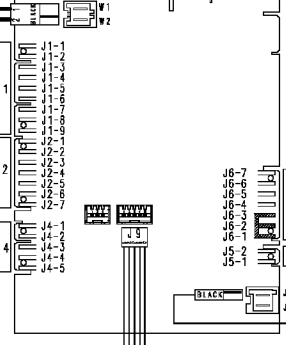
Motor



Drain pump

WIRES ORANGE

MAIN ELECTRONIC BOARD



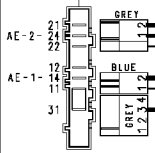
Analogic pressure level

124.96350/

Air chamber on tub

132.02001/

Pressure switch

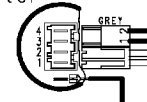


WIRES ORANGE

132.02021/

Anti-interference filter

132.02012/



Earth

124.11050/

Junction box

ON-OFF button

37928556/

Pilot lamp



Motor earth

Heating element earth

124.34040/

USER INTERFACE BOARD

132.02031/

Prewash valve

Wash valve

