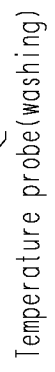


Anti-interference filter

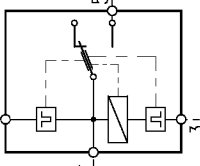
MAIN ELECTRONIC BOARD

USER INTERFACE BOARD

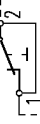
Analogic pressure level



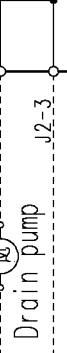
Door safety interlock



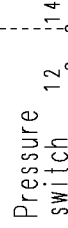
ON/OFF button



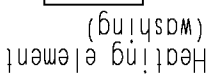
Line ON/OFF



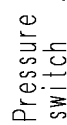
Pressure switch AE-1



Heating element



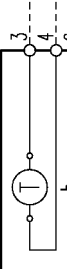
Pressure switch AE-2



Motor



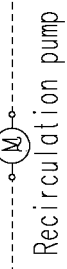
Motor overload cut-out



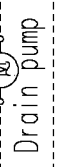
Motor triac sensing



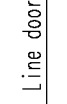
Recirculation pump



Drain pump



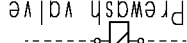
Line door



Door locked lamp



Wash valve



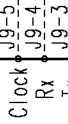
Prewash valve



Bleaching valve



Clock



Rx



Tx



GND



+5 V



+5 V



GND



Signal



+5 V



Signal

