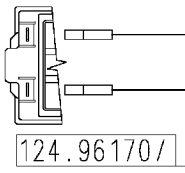


Recirculation pump

Door safety interlock



WIRES BLUE



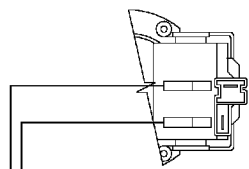
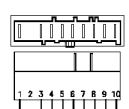
Temperature probe

Door locked lamp

37928541/

Heating elements (washing)

Motor



Drain pump

WIRES ORANGE

132.02460/

MAIN ELECTRONIC BOARD

Analogic pressure level

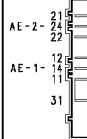


124.96350/

Air chamber on tub

132.02001/

Pressure switch



WIRES ORANGE

124.93318/

132.01300/

Anti-interference filter

132.02450/



Earth



ON-OFF button

USER INTERFACE BOARD

124.93317/

124.11050/

124.34040/



Junction box

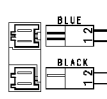
Tub earth

Motor earth

Heating element earth

Prewash valve

Wash valve



132.02031/

