

Recirculation pump

WIRES BLUE

BLACK

Temperature probe

RED

Heating elements (washing)

5 4 3 2

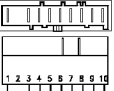
RED

1 2 3

GREEN

124.96170/

Motor



Drain pump

WIRES ORANGE

MAIN ELECTRONIC BOARD

W1 W2

BLUE

GREEN

RED

BLACK

WHITE

GREY

BROWN

PINK

YELLOW

VIOLET

SLATE

MAUVE

TEAL

NAVY

INDIGO

ORANGE

OLIVE

SLATE

MAUVE

TEAL

NAVY

INDIGO

ORANGE

OLIVE

SLATE

MAUVE

TEAL

NAVY

INDIGO

ORANGE

OLIVE

SLATE

MAUVE

TEAL

NAVY

INDIGO

ORANGE

OLIVE

SLATE

MAUVE

TEAL

NAVY

INDIGO

ORANGE

OLIVE

SLATE

MAUVE

TEAL

NAVY

INDIGO

ORANGE

OLIVE

SLATE

MAUVE

TEAL

NAVY

Analogic pressure level



124.96350/

Air chamber on tub

132.02001/

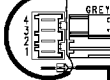
Pressure switch



WIRES ORANGE

132.02021/

Anti-interference filter



132.02012/

Earth

124.11050/

Junction box

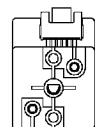
ON-OFF button



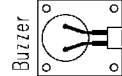
37928556/

Pilot lamp

Programme selector



USER INTERFACE BOARD



Buzzer

124.93314/

124.93313/

124.93311/

Motor earth

Heating element earth

Wash valve BLACK

Prewash valve WHITE

Bleaching valve GREEN

WIRES BLUE