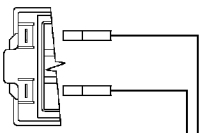


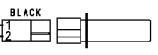
Recirculation pump

WIRES BLUE

Door safety interlock



124.96170/

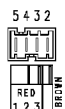


Temperature probe

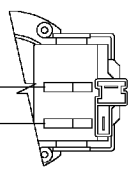
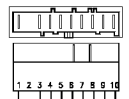
Heating elements (washing)

Door locked lamp

37928541/



Motor



Drain pump

WIRES ORANGE

MAIN ELECTRONIC BOARD

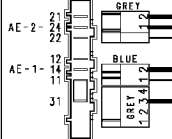
Analogic pressure level

124.96350/

Air chamber on tub

132.02001/

Pressure switch

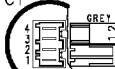


WIRES ORANGE

132.02021/

Anti-interference filter

132.02012/



Earth

124.11050/

Junction box

ON-OFF button

37928556/  
37928574/

Pilot lamp

124.34040/

Programme selector

USER INTERFACE BOARD

124.93313/

124.93311/

Motor earth

Heating element earth

132.02031/

Prewash valve

Wash valve

