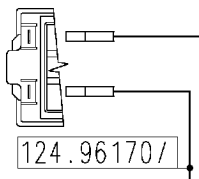


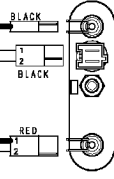
Recirculation pump

Door safety interlock



124.96170/

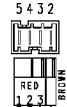
WIRES BLUE



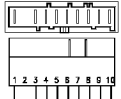
Temperature probe  
Heating elements (washing)

Door locked lamp

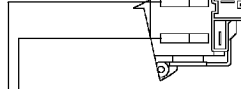
37928541/



Motor



Drain pump



WIRES ORANGE

MAIN ELECTRONIC BOARD

Analogic pressure level

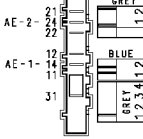


124.96350/

Air chamber on tub

132.02007/

Pressure switch



WIRES ORANGE

132.02023/

Anti-interference filter



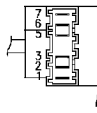
132.02662/

Earth

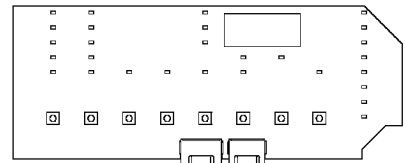
124.11050/

Junction box

Programme selector



USER INTERFACE BOARD



124.93313/

124.93311/

124.96300/

124.96290/

Tub earth

Motor earth

Heating element earth

132.02031/

Prewash valve

Wash valve

