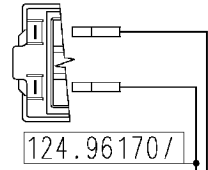


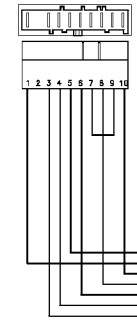
Recirculation pump

Door safety interlock

WIRES BLUE



Motor



Heating elements (washing)

Door locked lamp

37928541/

Drain pump

WIRES ORANGE

MAIN ELECTRONIC BOARD

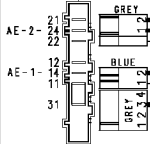
Analogic pressure level

124.96350/

Air chamber on tub

132.02001/

Pressure switch



WIRES ORANGE

Anti-interference filter

132.02012/

Earth

124.11050/

Junction box

37928556/

ON-OFF button

Pilot lamp

124.34040/

Motor earth

Heating element earth

132.02021/

124.93311/

USER INTERFACE BOARD

132.02031/

Prewash valve

Wash valve

