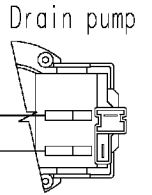
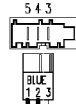
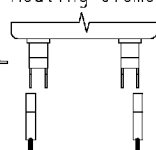

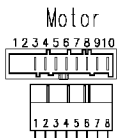


124 910221b

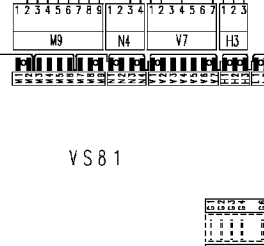
Heating element (washing)

Door safety interlock

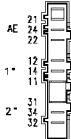


132.02651/

124.96440/



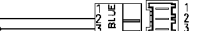
Pressure switch  
Air chamber on tub



132.02560/

124.11284/

Half load button



132.02510/

Short cycle button



Spin reduction button



132.02980/

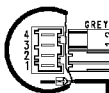
ON/OFF button



37928556/

Pilot lamp

Anti-interference filter



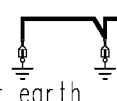
Earth

124.11050/

Junction box

124.34040/

Motor earth Heating element earth



132.02780/

Cold water inlet valve  
Hot water inlet valve

