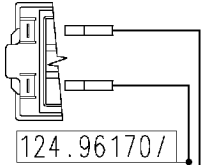
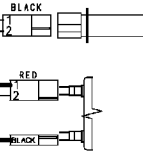


Recirculation pump



WIRES BLUE



Temperature probe

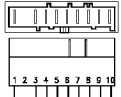
Door safety interlock

Door locked lamp

37928541/

Heating elements (washing)

Motor



Drain pump

WIRES ORANGE

MAIN ELECTRONIC BOARD

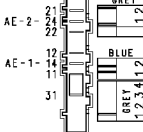
Analogic pressure level

124.96350/

Air chamber on tub

132.02001/

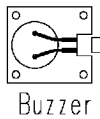
Pressure switch



WIRES ORANGE

Anti-interference filter

132.02012/



Buzzer

124.93314/

Earth

ON-OFF button

124.11050/

Junction box

37928574/

Programme selector

USER INTERFACE BOARD

124.96300/

124.96290/ Pilot lamp

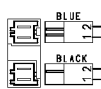
124.93313/

124.93311/

Motor earth Heating element earth

Prewash valve

Wash valve



132.02031/