

132.02111/

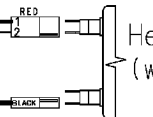
124.96350/

132.02001/

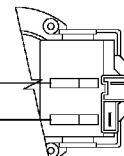
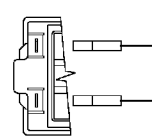
132.02012/

124.11050/

124.34040/



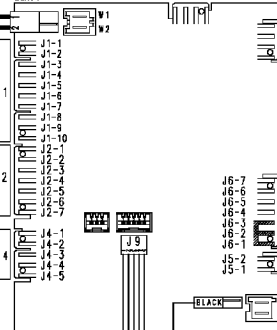
Recirculation pump



Drain pump

WIRES ORANGE

MAIN ELECTRONIC BOARD



WIRES ORANGE

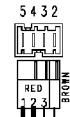
37928541/

132.02021/

132.02031/

124.93311/

37928556/



Door locked lamp

USER INTERFACE BOARD

Prewash valve

Wash valve

Motor earth

Heating element earth

Pilot lamp

ON-OFF button

Junction box

Pressure switch

Air chamber on tub

Analogic pressure level

Recirculation pump

Heating elements (washing)

Temperature probe

Door safety interlock

5432