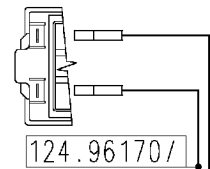


Recirculation pump

WIRES BLUE

Door safety interlock



Temperature probe

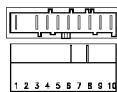


Door locked lamp

37928541/

Heating elements (washing)

Motor



Drain pump

WIRES ORANGE

MAIN ELECTRONIC BOARD

Analogic pressure level

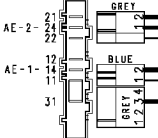
124.96350/

Air chamber on tub

132.02002/

Pressure switch

WIRES ORANGE



132.02022/

Anti-interference filter

132.02660/

Programme selector

USER INTERFACE BOARD

Earth

124.11050/

Junction box

124.93319/

124.93311/

124.96300/

124.96290/

Tub earth

Motor earth

Heating element earth

132.02031/

Prewash valve

Wash valve

