

1 2 3 4 5 6 7 8 9 10

Motor

1 2 3 4 5 6 7 8

124.19230/

Door safety interlock

5 4 3

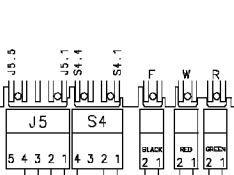
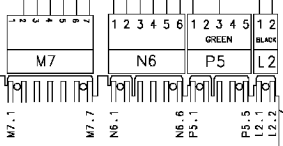
1 2 3

Heating elements (washing)

124.19241/

132.02740/

Drain pump

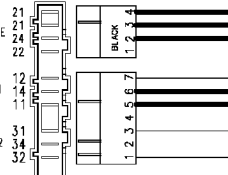


124.19136/

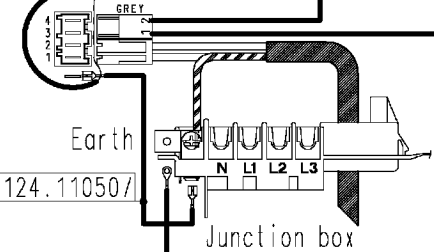
37928512/ Pilot lamp

Adjustable thermostat

Pressure switch (Air chamber on tub)



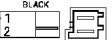
Anti-interference filter



124.11050/

Junction box

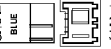
Cold water inlet valve



124.34040/

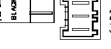
Motor earth Heating element earth

ON-OFF button



Rinse-hold button

124.14590/



Half load button

124.13750/



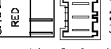
Super rinsing button

124.13760/



Spin reduction button

124.19530/



No-Spin button

