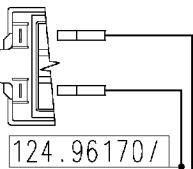


Recirculation pump

WIRES BLUE

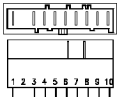
Door safety interlock



124.96170/

WIRES BROWN

Motor



Analogic pressure level

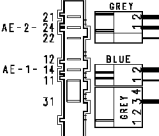


124.96350/

Air chamber on tub

132.02001/

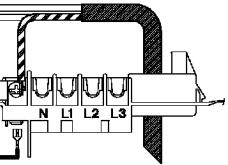
Pressure switch



Anti-interference filter

132.02012/

Earth



124.11050/

Junction box

ON-OFF button

37928556/
37928574/

Programme selector

USER INTERFACE BOARD

124.93313/

124.93311/

Motor earth

Heating element earth

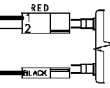
Prewash valve

Wash valve

132.02031/



Temperature probe



Heating elements (washing)

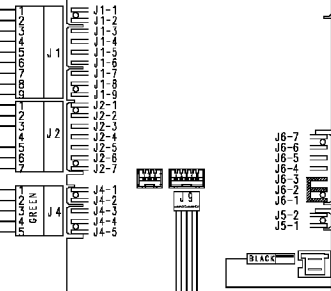
Door locked lamp

37928541/

Drain pump

WIRES ORANGE

MAIN ELECTRONIC BOARD



WIRES WHITE

WIRES ORANGE

132.02021/

