

Recirculation pump

Temperature probe

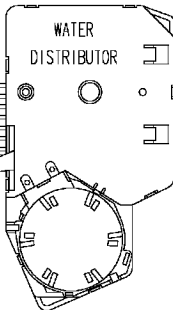
Door locked lamp

543  
Door safety interlock

Heating elements (washing)

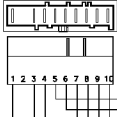
37928542/

Drain pump



124.86770/

Motor



124.96240/

124.86740/

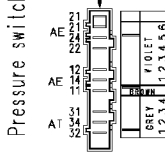
Analogic pressure level

Air chamber on filter



124.96400/

Air chamber on tub



MAIN ELECTRONIC BOARD

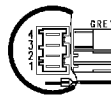
124.86790/

User interface board

124.96390/

ON-OFF button

Anti-interference filter



Earth

124.11050/

Junction box

Cold water inlet valve

124.86750/

Motor earth

Heating element earth

124.34040/