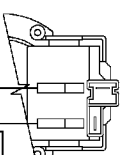
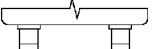
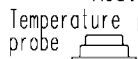
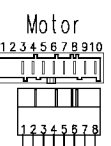


Recirculation pump

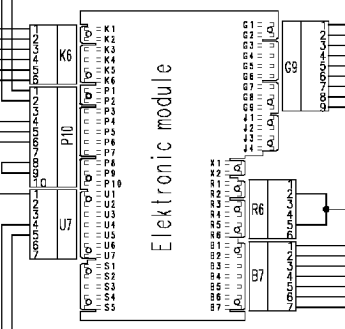
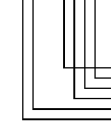
Heating element (washing)

Door safety interlock



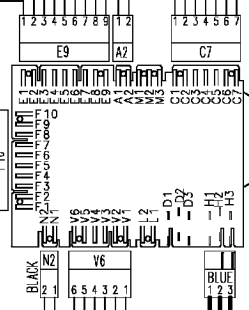
Drain pump

124.90732/ 124.90911/



Electronic module

124.90750/ 124.86527/ 124.90760/ 124.90822/

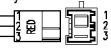


Adjustable thermostat

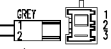


124.90891/

Short cycle button



Spin reduction button

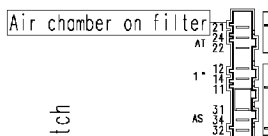


ON/OFF button

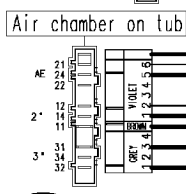


Pilot lamp

37928551/



Pressure switch

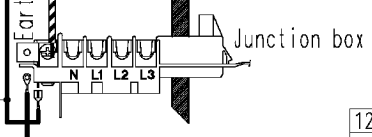


124.14990/ 124.90790/

124.90770/

Anti-interference filter

124.11050/



124.34041/ Tub earth Heating element earth

Motor earth

132.02942/

Cold water inlet valve