

Adjustable thermostat

Heating elements (washing)

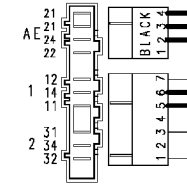
Motor

Door safety interlock

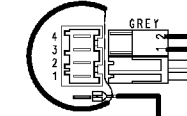
Drain pump

Pilot lamp

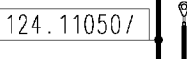
Pressure switch (Air chamber on tub)



Anti-interference filter



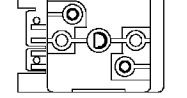
Earth



Junction box

Cold water inlet valve

Speed regulator



Motor earth

Motor earth

Heating element earth

124.93112/

124.11662/

124.86570/

124.34040/

124.19230/

124.19240/

132.02740/

37928512/

124.11272/

124.13760/

124.19660/

124.13760/

