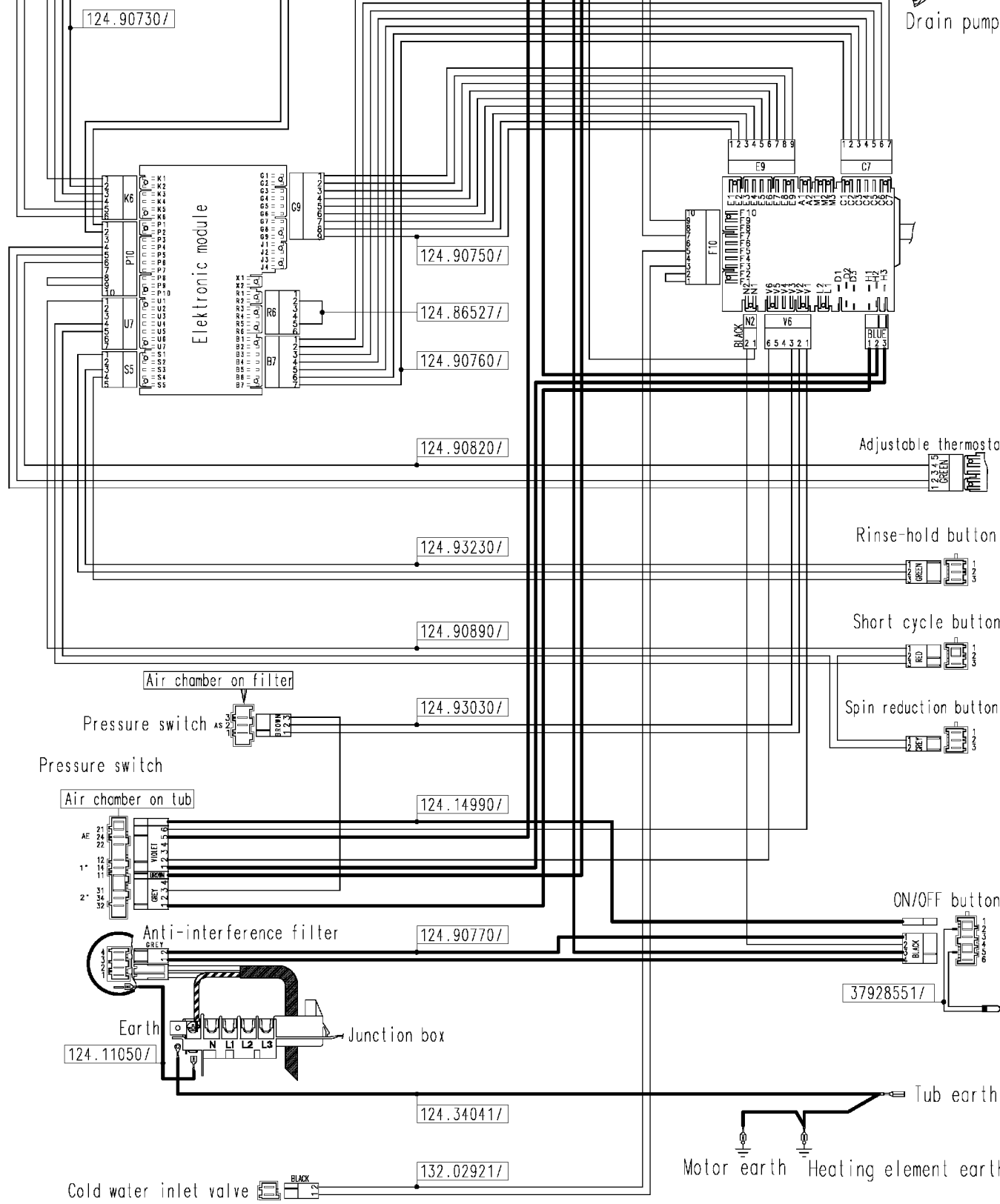
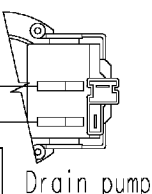
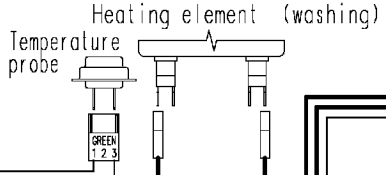
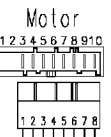


124 878190b



Motor  
1 2 3 4 5 6 7 8 9 10

Temperature probe  
GREEN 1 2 3

5 4 3  
BLUE 1 2 3  
Door safety interlock

Drain pump

124.90730/  
Electronic module  
K6  
P10  
U7  
S5  
K1  
K2  
K3  
K4  
K5  
K6  
K7  
K8  
K9  
K10  
P1  
P2  
P3  
P4  
P5  
P6  
P7  
P8  
P9  
P10  
U1  
U2  
U3  
U4  
U5  
U6  
U7  
U8  
U9  
U10  
S1  
S2  
S3  
S4  
S5  
RB  
B7  
G9  
124.90750/  
124.86527/  
124.90760/  
124.90820/  
124.93230/  
124.90890/  
124.93030/  
124.14990/  
124.90770/  
124.11050/  
124.34041/  
132.02921/  
37928551/  
E9  
C7  
F10  
N2  
V6  
BLACK 2 1  
6 5 4 3 2 1  
BLUE 1 2 3  
Adjustable thermostat  
1 2 3 4 5  
GREEN  
Rinse-hold button  
GREEN 1 2 3  
Short cycle button  
RED 1 2 3  
Spin reduction button  
RED 1 2 3  
ON/OFF button  
BLACK 1 2 3  
Tub earth  
Motor earth Heating element earth

Cold water inlet valve  
BLACK S

Motor earth Heating element earth