

Motor

1 2 3 4 5 6 7 8 9 10

Heating elements (washing)

Adjustable thermostat

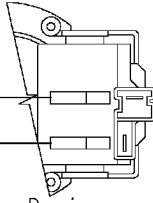
Door safety interlock

5 4 3
BLUE
1 2 3

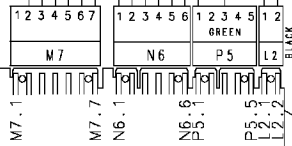
124.19230/

124.19242/

132.02740/



Drain pump



124.19134/

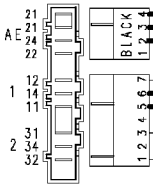
124.11662/

37928512/

Pilot lamp

Pressure switch (Air chamber on tub)

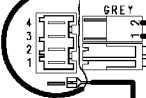
124.86670/



124.93350/

Rinse-hold button

Anti-interference filter

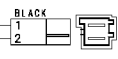


124.13750/

Half load button

Earth

Cold water inlet valve



124.13760/

Super rinse button

Junction box

124.19450/

Spin reduction button

124.34040/

Motor earth

Heating element earth

Tub earth