

Heating element (washing)

Motor
1 2 3 4 5 6 7 8 9 10
1 2 3 4 5 6 7 8

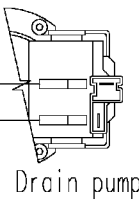
Temperature probe
GREEN
1 2 3

37928511/

Door locked lamp
BLUE
1 2 3

124.96440/

132.02650/



Drain pump

M9 N4 V7 H3 L2
1 2 3 4 5 6 7 8 9 1 2 3 4 5 6 7 1 2 3

VS70

R4
4 3 2 1

P6
6 5 4 3 2 1

Adjustable thermostat
1 2 3 4 5

124.11284/

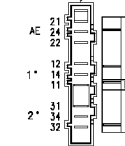
132.02160/

Pressure switch

Air chamber on filter

124.96470/

Air chamber on tub



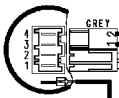
Pressure switch

124.96450/

Short cycle button
RED

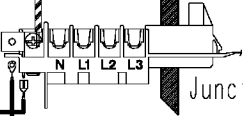
Spin reduction button
GREEN

Anti-interference filter



Earth

124.11050/



Junction box

ON-OFF button
BLACK

37928551/
Pilot lamp

124.34040/

Tub earth

Motor earth

Heating element earth

124.96481/

Cold water inlet valve
BLACK