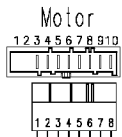
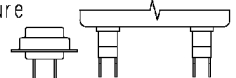


Heating element (washing)

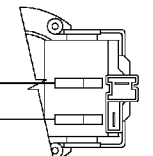
5 4 3
BLUE
1 2 3



Temperature probe

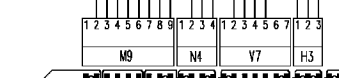


132.02700/



Drain pump

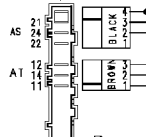
124.96440/



VS70

Air chamber on filter

132.02170/



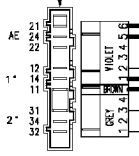
Pressure switch

Adjustable thermostat

124.11285/

132.02160/

Air chamber on tub



Pressure switch

Rinse-hold button

Super rinse button

132.02190/

Short cycle button

Spin reduction button

124.96450/

Anti-interference filter

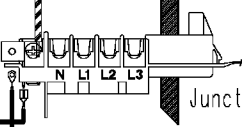
ON-OFF button

37928551/

Pilot lamp

124.11050/

Earth

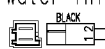


Junction box

124.34040/

Cold water inlet valve

124.96482/



Motor earth

Heating element earth

Tub earth