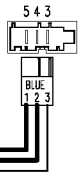
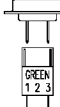
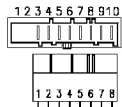


Heating element (washing)

5 4 3

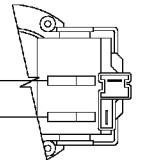
Motor

Temperature probe



132.02650/

124.96440/



Drain pump

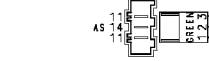


VS 70

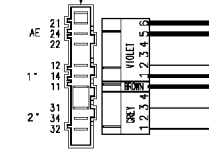
Pressure switch

Air chamber on filter

124.96470/



Air chamber on tub



Pressure switch

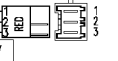
124.96450/

Adjustable thermostat

132.02230/

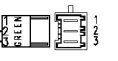


Rinse-hold button

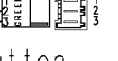


132.02190/

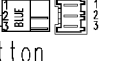
Super rinse button



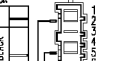
Spin reduction button



Soak button

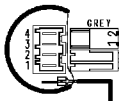


ON-OFF button



132.02500/

Anti-interference filter



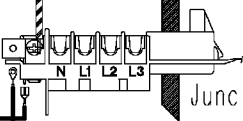
37928551/

Pilot lamp



Earth

124.11050/



Junction box

124.34040/

Tub earth

Motor earth

Heating element earth

124.96482/  
124.96481/

Cold water inlet valve

