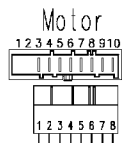


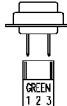
Heating element (washing)

Door safety interlock

5 4 3

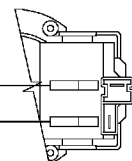


Temperature probe



132.2650/

124.96440/

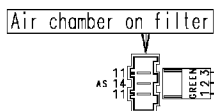


Drain pump

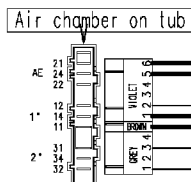


VS70

Pressure switch



124.96470/



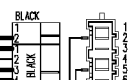
Pressure switch

124.11285/

Adjustable thermostat

132.02260/

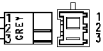
ON-OFF button



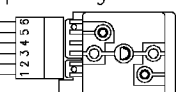
37928551/

Pilot lamp

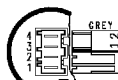
Short cycle button



Speed regulator

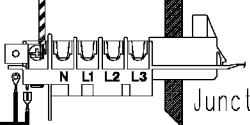


Anti-interference filter



Earth

124.11050/



Junction box

124.34040/

Tub earth

124.96482/

124.96481/



Cold water inlet valve

Motor earth

Heating element earth