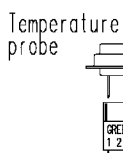
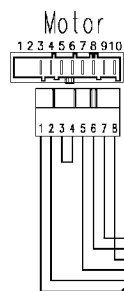
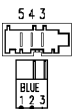


Heating element (washing)

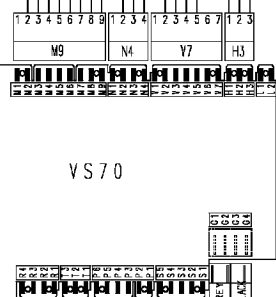
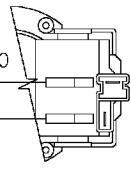
Door safety interlock



132.02650/

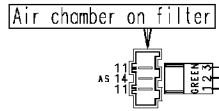
124.96440/

Drain pump

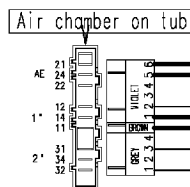


VS70

Pressure switch



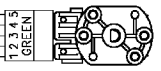
124.96470/



Pressure switch

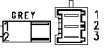
124.11285/

Adjustable thermostat

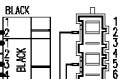


124.96490/

Short cycle button

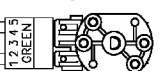


ON-OFF button

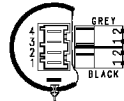


37928556/
Pilot lamp

Speed regulator



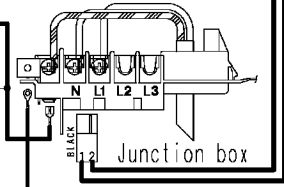
Anti-interference filter



124.12011/

Earth

124.11050/



Junction box

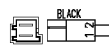
124.96450/

124.34040/



Motor earth Heating element earth

124.96482/
124.96481/



Cold water inlet valve