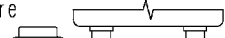
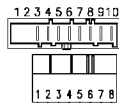


Door safety interlock

Heating element (washing)

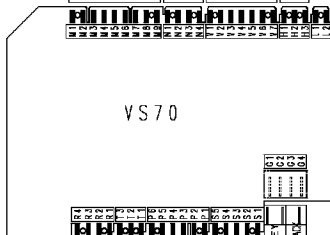
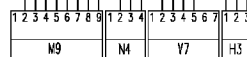
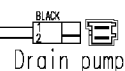
Temperature probe

Motor



124.96460/

124.96440/

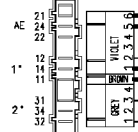


Pressure switch

Air chamber on filter

124.96470/

Air chamber on tub



Pressure switch

Adjustable thermostat

132.02220/

Pilot lamp

37928576/



Super rinse button

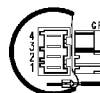
132.02240/



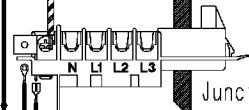
No-Spin button



Anti-interference filter



Earth



Junction box

124.11050/

124.34040/

Cold water inlet valve

124.96481/



Motor earth

Heating element earth



Tub earth