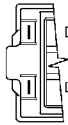


Recirculation pump

WIRES BLUE

Door safety interlock



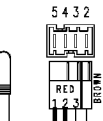
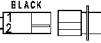
124.96170/

WIRES BROWN

Motor



Temperature probe

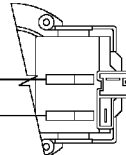


Door locked lamp

37928541/

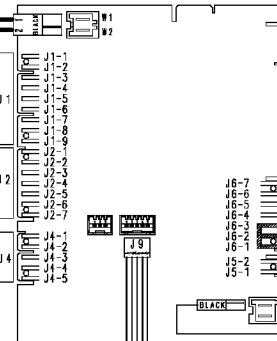
Heating elements (washing)

Drain pump



WIRES ORANGE

MAIN ELECTRONIC BOARD



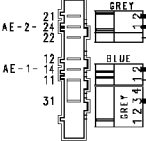
Analogic pressure level

124.96350/

Air chamber on tub

132.02001/

Pressure switch



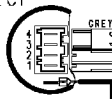
WIRES WHITE

WIRES ORANGE

124.96420/

Anti-interference filter

132.02012/



Earth

124.11050/

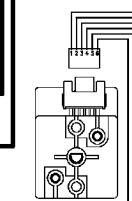
Junction box

ON-OFF button



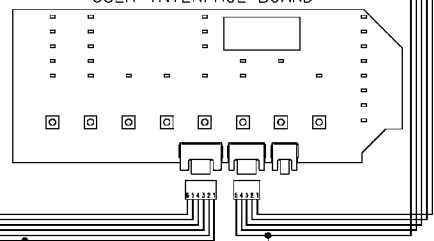
37928574/

Pilot lamp



Programme selector

USER INTERFACE BOARD



124.93313/

124.93311/

124.34040/

Motor earth

Heating element earth



WIRES ORANGE

WIRES WHITE

Wash valve BLACK

Prewash valve WHITE

Bleaching valve GREEN



WIRES BLUE