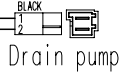
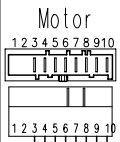


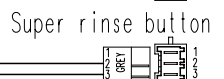
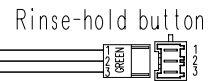
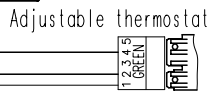
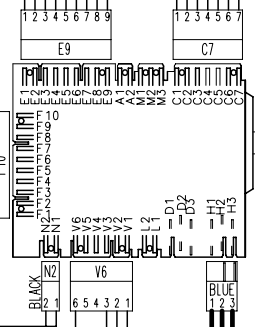
124 872580b



124.90730/

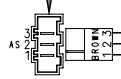
Electronic module

124.90750/
124.86527/
124.90760/
124.90820/
124.93230/
124.93100/



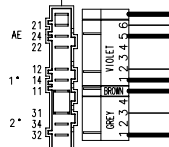
Pressure switch

Air chamber on filter



124.14990/
124.93030/

Air chamber on tub

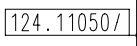


Pressure switch

124.90770/

Anti-interference filter

Earth



124.11050/

124.13400/

124.93151/

124.13420/

Cold water inlet valve

