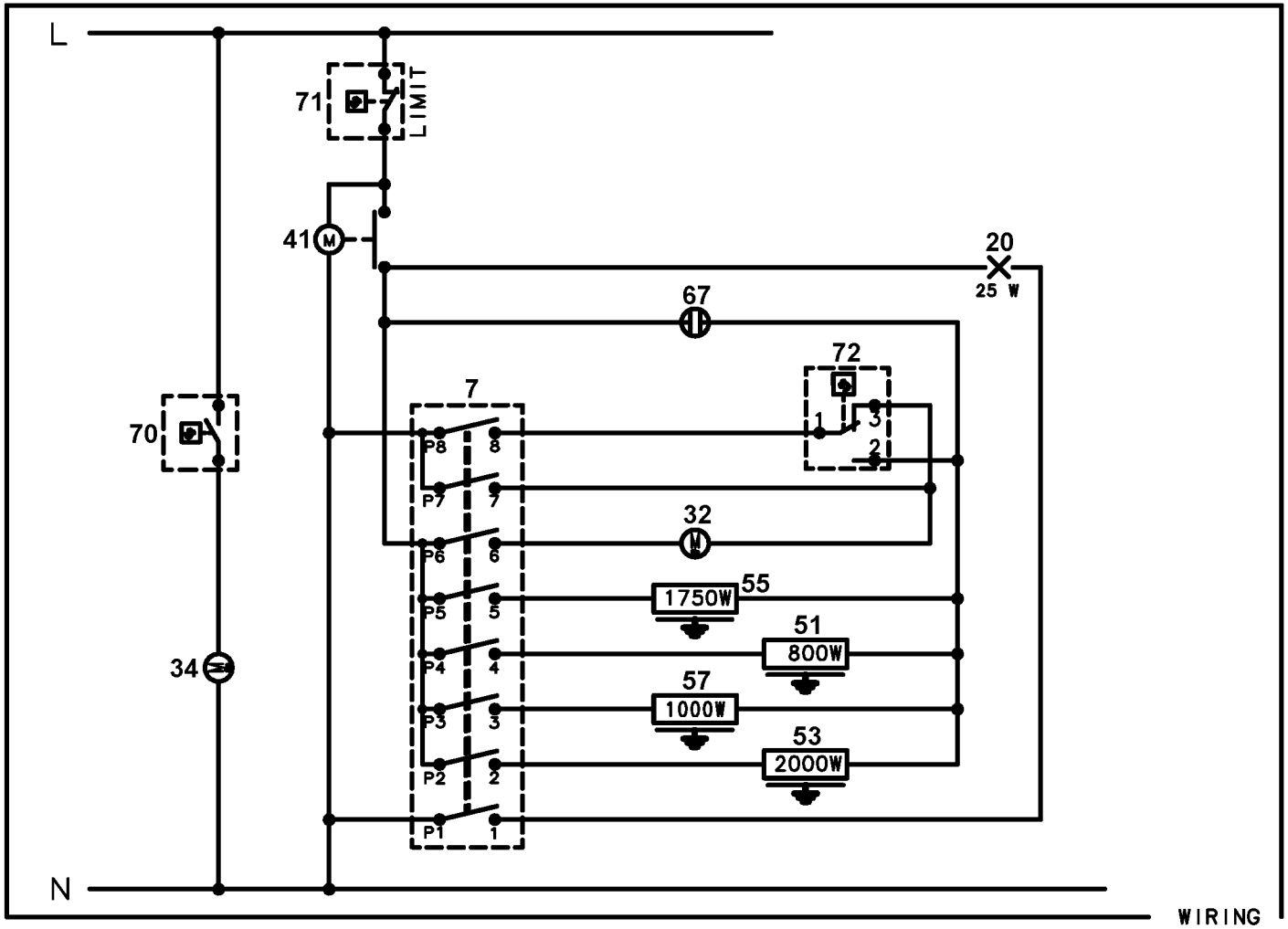
L
N
71
LIMIT
41
M
20
25 W
67
72
7
70
34
32
M
1750W
55
51
800W
57
1000W
53
2000W
P8
P7
P6
P5
P4
P3
P2
P1
WIRING

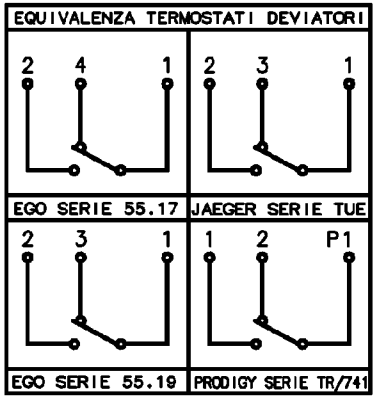
EQUIVALENZA TERMOSTATI DEVIATORI
2 4 1
2 3 1
EGO SERIE 55.17
JAEGER SERIE TUE
2 3 1
1 2 P1
EGO SERIE 55.19
PRODIGY SERIE TR/741

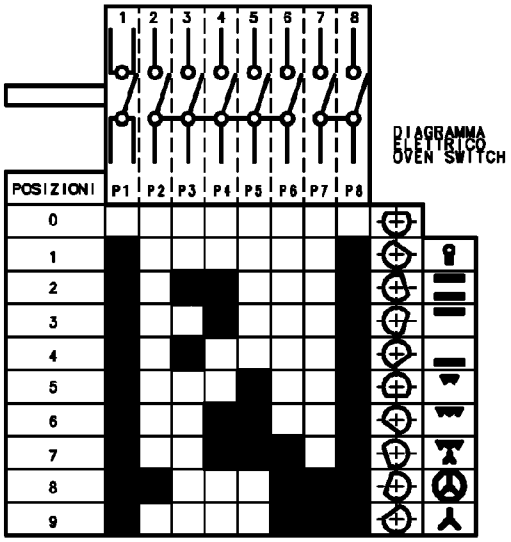
DIAGRAMMA ELETTRICO
OVEN SWITCH
POSIZIONI
P1 P2 P3 P4 P5 P6 P7 P8
0
1
2
3
4
5
6
7
8
9

357 598103a