
DOUBLE ENERGY REGULATOR ①③
POSITION
0
1
12
S
S
P2
4
P1
2
4
4A


ENERGY REGULATOR ②④
POSITION
0
1
7 max.
S
S
P2
4
P1
1

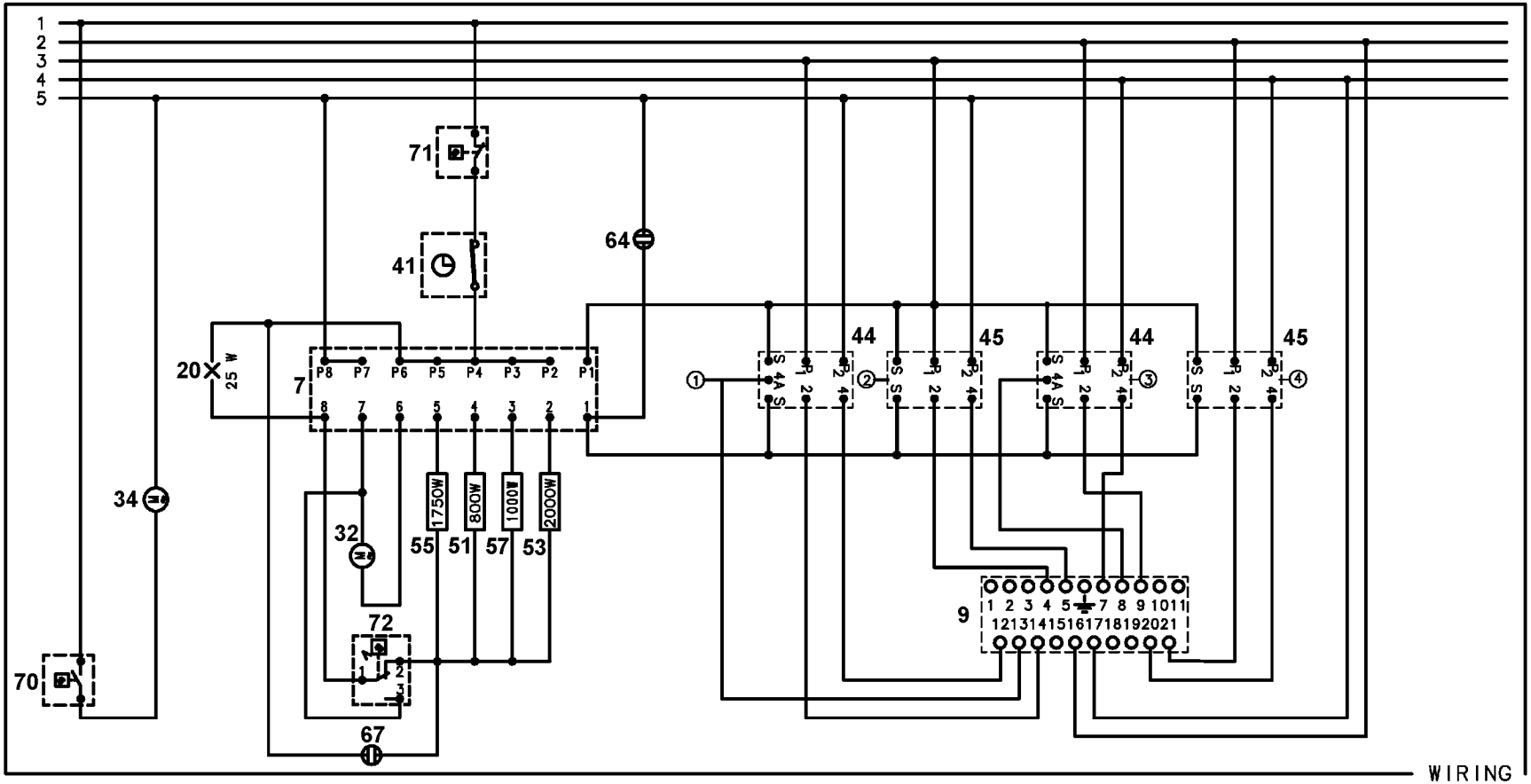
1
2
3
4
5
71
41
64
20
25 W
7
P8 P7 P6 P5 P4 P3 P2 P1
8 7 6 5 4 3 2 1
44
45
44
45
34
32
1750W
800W
1000W
2000W
55
51
57
53
72
70
67
9
1 2 3 4 5 7 8 9 10 11
12 13 14 15 16 17 18 19 20 21
WIRING

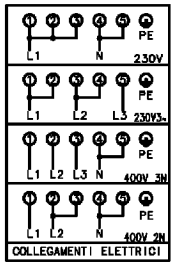
PE
L1
N
230V
PE
L1
L2
L3
230V3~
PE
L1
L2
L3
N
400V 3N
PE
L1
L2
N
400V 2N
COLLEGAMENTI ELETTRICI

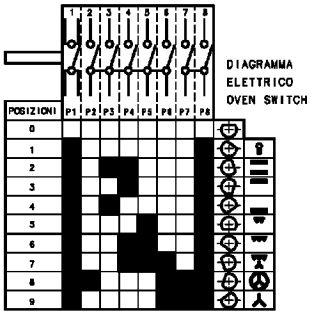
DIAGRAMMA
ELETTRICO
OVEN SWITCH
POSIZIONI
P1
P2
P3
P4
P5
P6
P7
P8

357 651302a