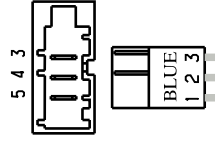
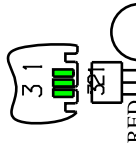


Door safety interlock



1469264/

Analogic pressure level

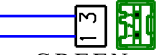


1469270/

Prewash valve

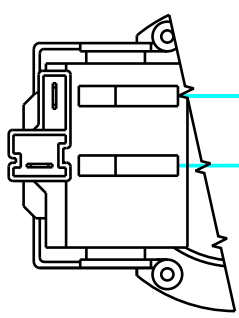


Wash valve

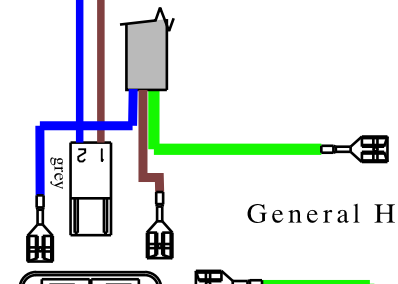


1469266/

Drain pump

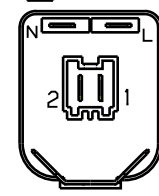


General Hearth



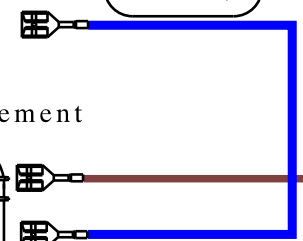
1469267/

Anti interference filter



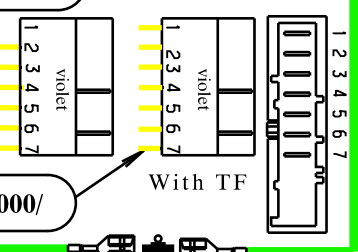
19290150/

Tub



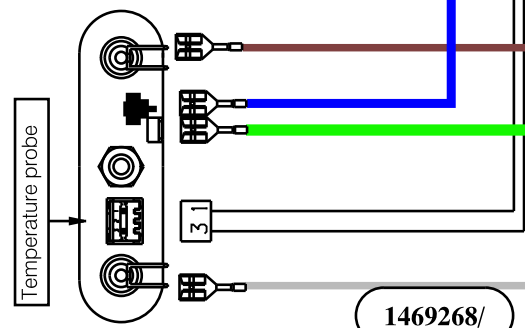
1469262/

Motor



1469262/

Heating element



19292000/

With TF

1469262/

Motor earth