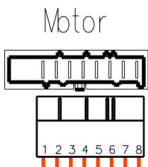
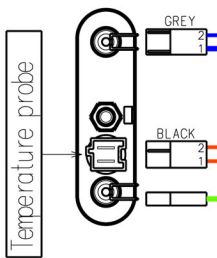
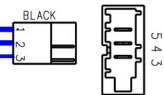


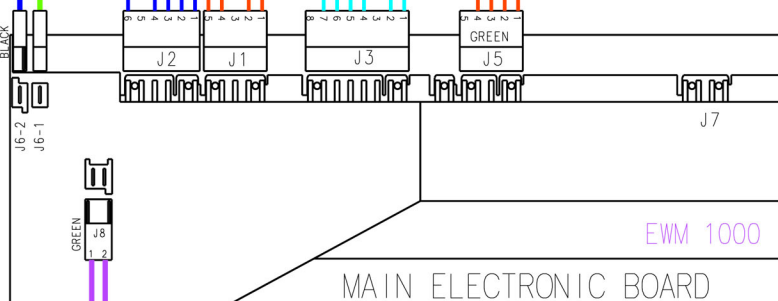
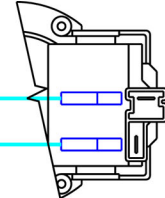
Heating elements



Door safety interlock



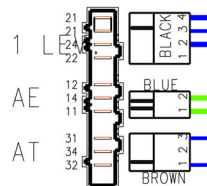
Drain pump



132.12400/

147.18050/

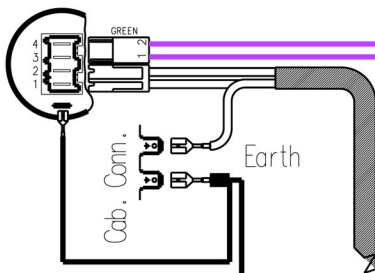
Pressure switch



132.12310/

132.12332/

Anti-interference filter



Prewash valve



Wash valve



132.12320/

147.15950/

147.16670/

Motor earth

Heating element earth

Tub earth