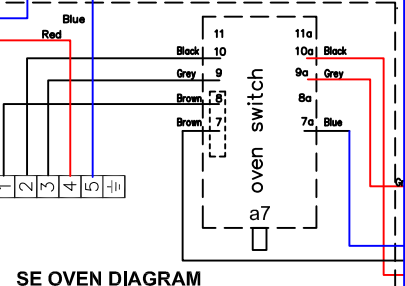
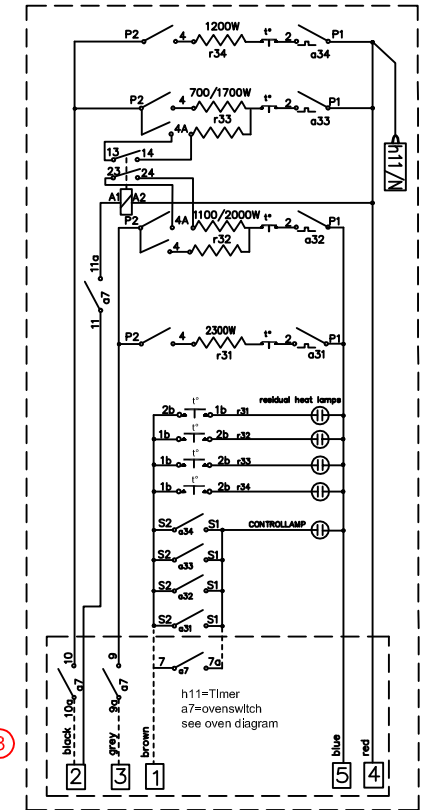
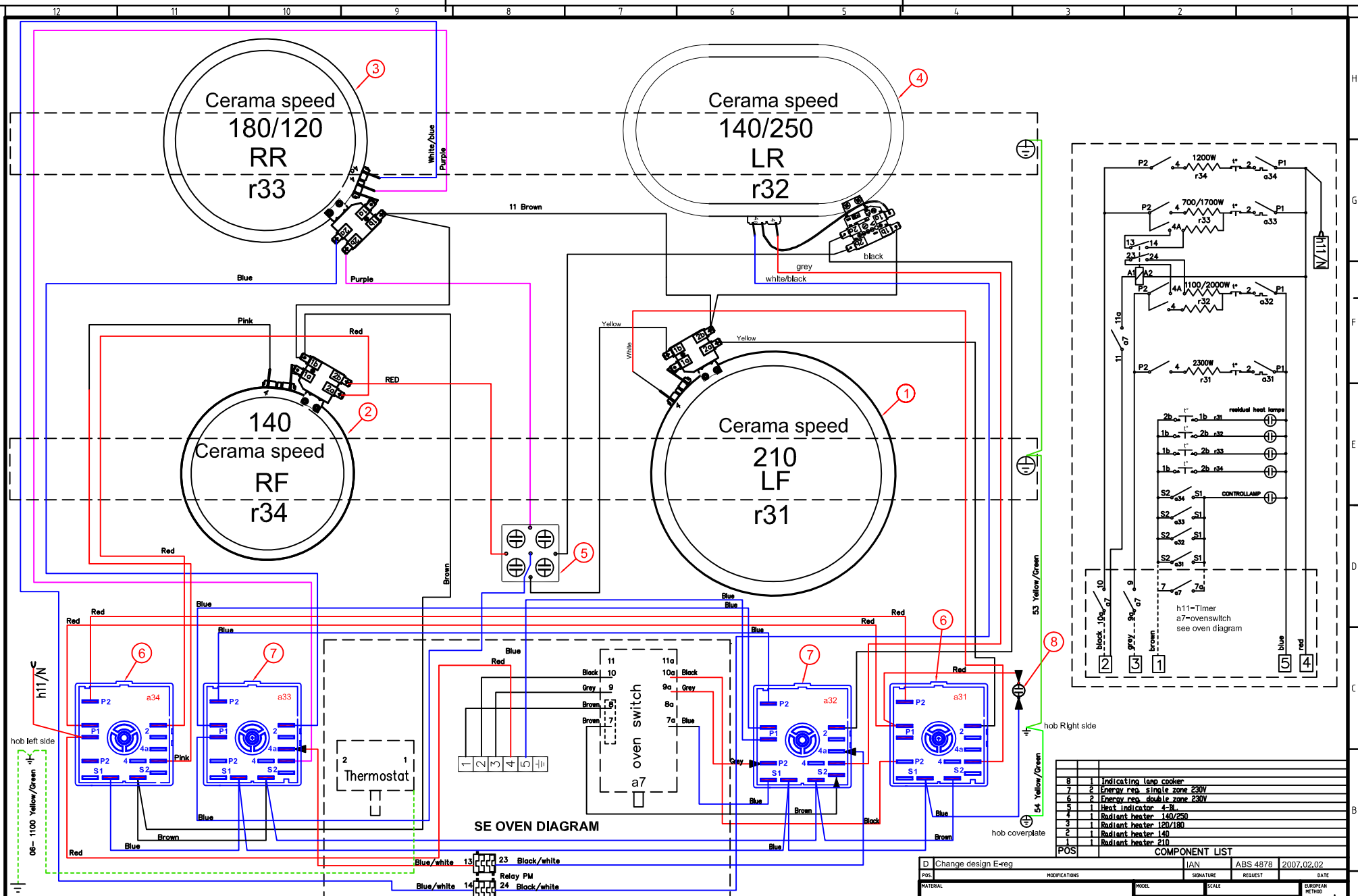


This drawing contains confidential information and is the property of Electrolux. Without whose permission it is not to be reproduced, stored in a retrieval system or otherwise used and it is to be returned promptly upon request to the design owner, who is responsible for the drawing.

Items shown in this drawing must not contain substances that are banned according to Directive 2002/95/EC, the RoHS Directive, and its amendments, or according to the Commission Decision of 2005/618/EC, concerning the restriction of use of certain substances in electrical and electronic equipment, or according to the Commission Decision of 2005/618/EC, concerning the restriction of use of certain substances in electrical and electronic equipment, or according to the Commission Decision of 2005/618/EC, concerning the restriction of use of certain substances in electrical and electronic equipment, or according to the Commission Decision of 2005/618/EC, concerning the restriction of use of certain substances in electrical and electronic equipment.



POS	QTY	DESCRIPTION
8	1	Indicating lamp cooker
7	2	Energy reg. single zone 230V
6	2	Energy reg. double zone 230V
5	1	Heat indicator 4-R
4	1	Radiant heater 140/250
3	1	Radiant heater 120/180
2	1	Radiant heater 140
1	1	Radiant heater 210

ID	DESCRIPTION	ELUX PART NO.
	Hob wiring cpl.	349 5140-06
	INSULATION HOUSING	330 4175
	LIST OF CRIMP CONTACTS	330 1786
	Component list	330 2222

Flins HC 60:3, HC70:3
 Harness 349 4406-06
 230V PM

VARIANT NUMBER	REPLACED NUMBER	POS	MODEL	DESIGN USERS	CHANGES FROM THE BASE NUMBER
349 5145-01					

D Change design E-reg		IAN	ABS 4878	2007.02.02
POS	MODIFICATIONS	SIGNATURE	REQUEST	DATE
MATERIAL	WEIGHT	DESIGN USERS	REPLACES	EUROPEAN METHOD
TREATMENT			DERIVED FROM	
DESIGN OWNER	DATE 2006-03-23	APPR S.A.H	REVIEWED	SUPPLY SPECIFICATIONS
TITLE		Wiring hob assembly		
NUMBER		349 5145		
REV		ID		
SHEET				

Electrolux