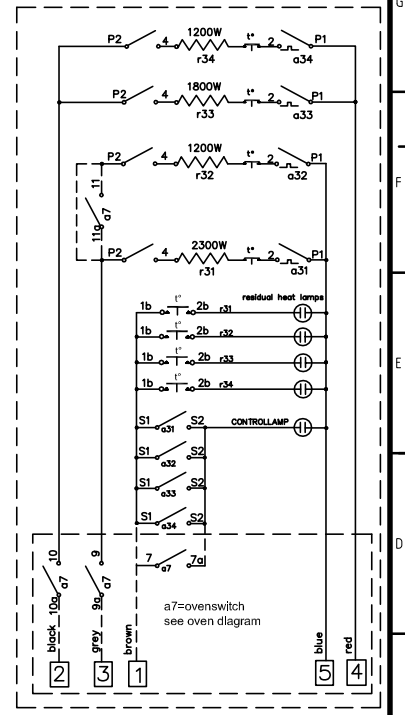
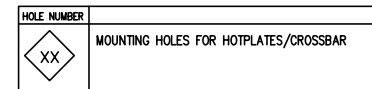
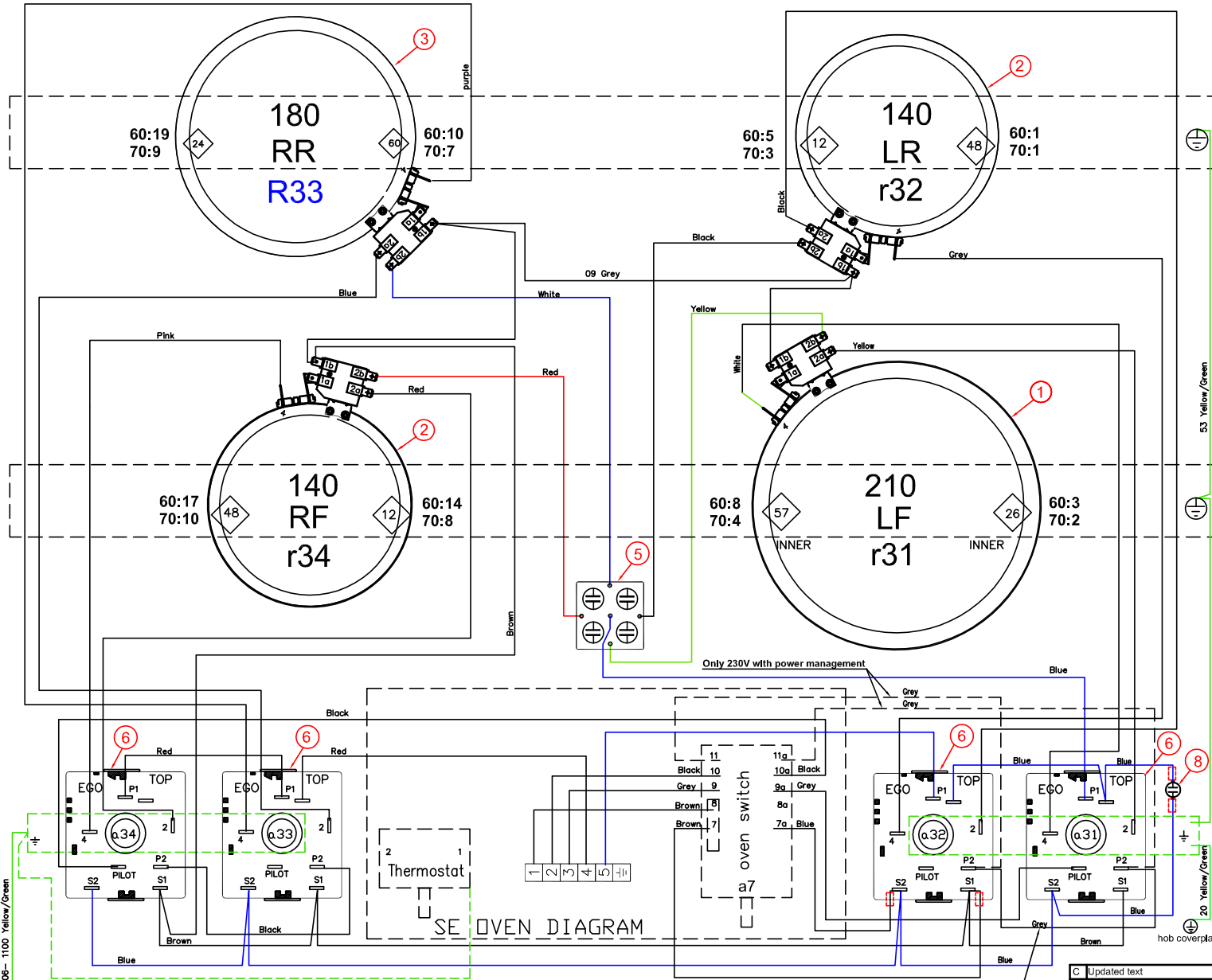


This drawing contains confidential information and is the property of Electrolux, without whose permission it shall not be reproduced, stored in a retrieval system or otherwise used and it is to be returned immediately upon request to the design owner, who is responsible for the drawing.

Items shown in this drawing must not contain substances that are banned according to Directive 2002/95/EC, the RoHS Directive, or Directive 2006/66/EC, the Battery Directive. The design owner is responsible for ensuring that the design and production of the product comply with the "Banned" or "Restricted" according to the Electrolux Restricted Materials List.



FRONT SEEN FROM BOTTOM

ID	DESCRIPTION	ELUX PART NO.
	Hob wiring cpl.	349 4177
	INSULATION HOUSING	
	LIST OF CRIMP CONTACTS	330 1766
	Component list	330 2222

Flins HC 60:1, HC70:1
 Harness 349 4177-04/-06

230V

POS	QUANTITY	DESCRIPTION
8	1	INDICATING LAMP COOKER
7	-	
6	4	ENERGY REG. SINGLE ZONE
5	1	RESIDUAL HEAT INDICATOR, 4-RL
4	1	
3	1	HEATER/ZONE 180 1800W
2	2	HEATER/ZONE 140 1200W
1	1	HEATER/ZONE 210 2300W

POS	DESCRIPTION	DATE
C	Updated text	2005.06.14
B	Change earth wire pos 20	2005.05.14

DESIGN OWNER		DATE		TITLE	
S.A.H		2005-01-13		Wiring hob assembly	
MATERIAL		WEIGHT		REPLACES	
				DERIVED FROM	
SUPPLY SPECIFICATIONS		SCALE		EUROPEAN METHOD	
				A	
		NUMBER		REV	
		349 4723		C	
				SHEET	