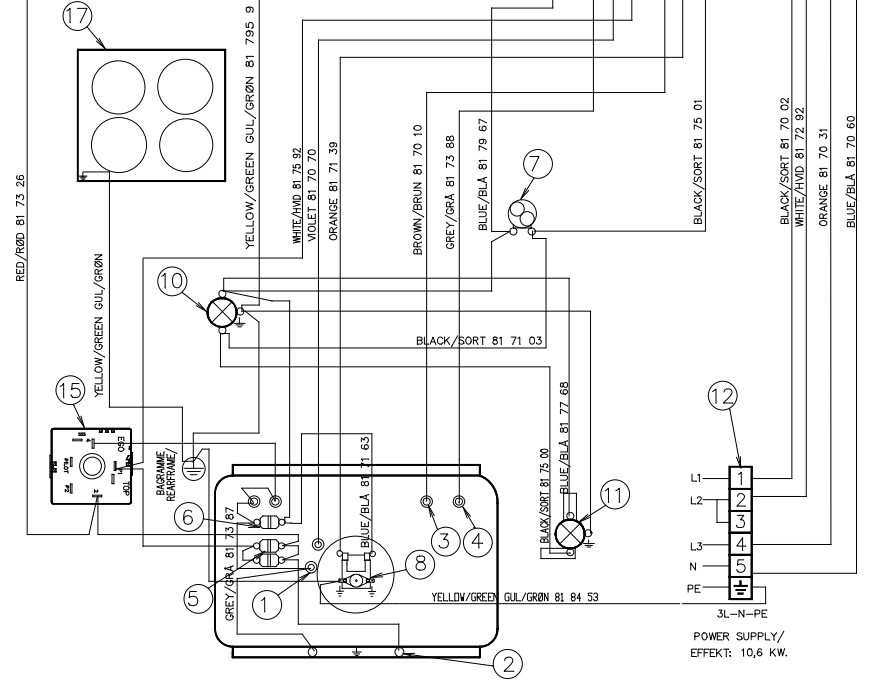
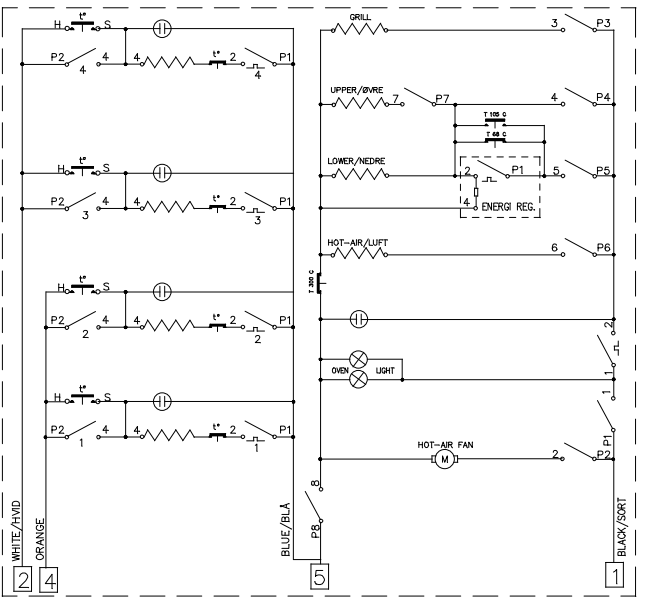
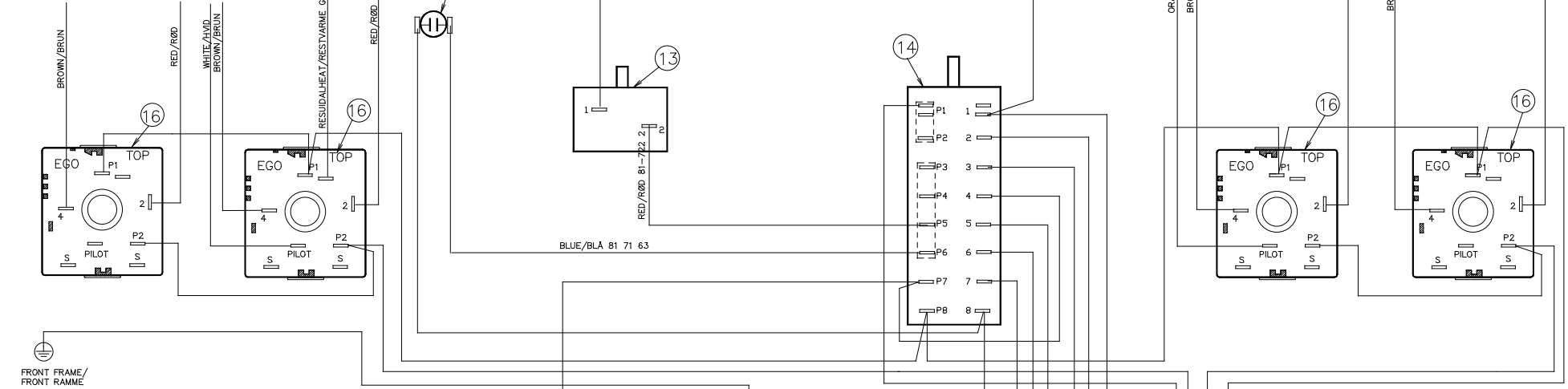


This drawing contains confidential information and is the property of ELECTROLUX HOME PRODUCTS FREDERICA A/S. It is to be used only for the production of the product or handed to a third party or otherwise used without the written consent of ELECTROLUX HOME PRODUCTS FREDERICA which is responsible for the drawing.

Items shown in this drawing must not contain substances classified as "hazardous" or "restricted" according to the European RoHS Recycled Materials List (see www.electrolux.com) and to the Business Sector specific amendments. These lists are based on legislation and on Electrolux requirements.

Critical dimensions which must be under capability must be under capability  
Visible surfaces  
Draft angles (not shown):

PRODUKTIONENS PRØVEMODEL GODKENDT  
TEST MODEL OF PRODUCTION APPROVED  
DATE:                      SIGN:



TYPE: CAL400

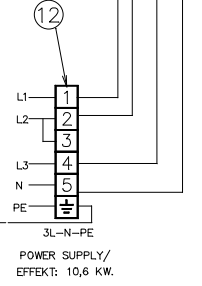
MODEL	PRODUCT NO.
ELK8040-rf	948 203 010
ELK7010-rf	948 203 017
ELK8040-rf	948 203 024
ELK7010-rf	948 203 026

SWITCH F. HOTAIR OVEN NG2002  
AFBRYDER F. LUFTOVN NG2002

	1	2	3	4	5	6	7	8
	P1	P2	P3	P4	P5	P6	P7	P8
HOT-AIR	1	X	X	X	X	X	X	X
TDP/BOTTOM HEAT	2	X		X	X	X	X	X
TDP/BOTTOM ECONDMIC	3	X		X	X	X	X	X
PITZA	4	X	X	X	X	X	X	X
FAN + GRILL	5	X	X	X			X	X
GRILL	6	X	X	X			X	X

WIRINGSET/LEDNINGSSÆT PANEL: 325 80 46 80

NO	MODIFICATION	SIGNATURE	REQUEST	DATE
1	MODEL 948203024/26 ADDED/MODEL TILFØJET REV. 5	HH	PB	2005-02-01
2	WIRE CHANGED/JORDLEDNING ÆNDRET REV. 4	HH	PB	2004-08-23
3	MODEL 948203017 ADDED/MODEL TILFØJET REV. 3	HH	PB	2004-05-05
4	WIRING CHANGED/LEDNINGSPØRNING K.L.A. ÆNDRET REV. 2	HH	PB	2004-02-23



POWER SUPPLY/  
EFFEKT: 10,6 kW.

NO	DESCRIPTION	DATE
17	TOPPLATE DIAGRAM/OVERPLADE DIAGRAM	90 54 37
16	ENERGY.REG./STIMMERSTAT ENKEL 230V	
15	ENERGY.REG./STIMMERSTAT K.L.A. 230V	
14	SWITCH HETAIR/ØVENS/AFBRYDER LUFTOVN (NG2002)	
13	OVEN THERMOSTAT/TERMOSTAT 300 GR	
12	TERMINAL STRIP/KLEMMEKØRKE 6 PØLS SNAP (1-5)	
11	OVENLAMP SIDE/ØVNLAMPE SIDE BJB 25W 230V	
10	OVENLAMP TOP/ØVNLAMPE TOP 25W 230V	
9	CONTROL LAMP/KONTROLLAMPE 250V (RØD) NG2002	
8	FAN HETAIR/ØLMEJTER MES NG2002 230V	
7	COOLING FAN/KØLEMEJTER 230V P-SYSTEM	
6	THERMOPUSE/TERMOSTIKRING 300 C	
5	TERMOSTAT 6B/105 ENERGIK.L. A NG2002	
4	HEATINGELEMENT VARMELEGE TOP 870V 230V	
3	HEATINGELEMENT GRILL/VARMELEGEGRILL 2300V 230V	
2	HEATINGELEMENT VARMELEGE RUND 745V 230V	
1	HEATINGELEMENT RINGVARMELEGE 1800V 230V	

MATERIAL	DKK	DRN	HH	CHD	PB	DATE	2002-12-02
TREATMENT				APPR.			
DESIGN USERS							
REPLACES							
DERIVED FROM							
SIMPLY SPECIFICATIONS							
TITLE COOKER CERAMIC KERAMISK KOMFUR							REV 5
NUMBER 325 90 21 38							

HOME PRODUCTS DENMARK