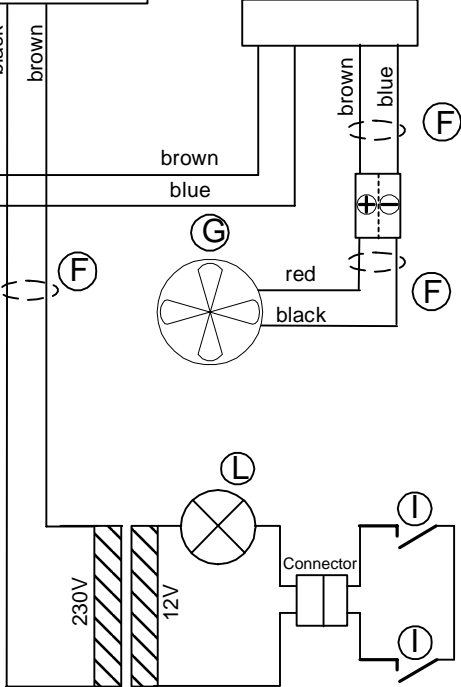
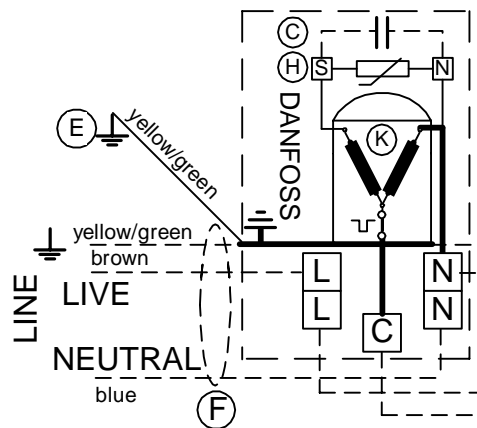
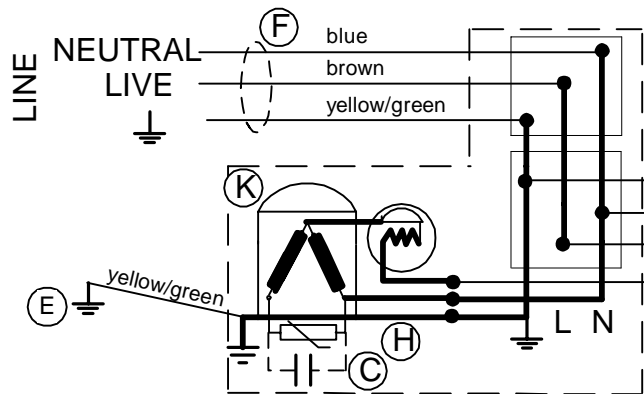
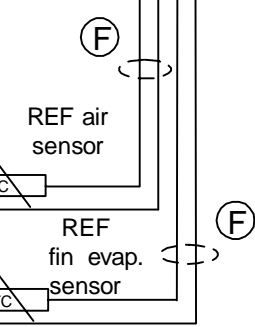
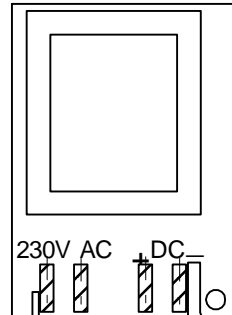


Visualisation board

door switch
(reed element)

Power board ERF 2000



- (K) Compressor
- (H) Starting device
- (C) Run capacitor
- (F) Flexible cord
- (E) Earth cabinet
- (G) Fan
- (I) Lamp switch
- (L) Halogen lamp

B	TM 06739	SB
A	TM 06417	SB

208 61 13-00
Variant No.

DME - ENV06

TITLE
Wiring diagram

DESIGN OWNER
ABF

DRN
SB

CHD
APPR.

DATE
06-06-28

Kopplingschema



NUMBER
208 61 13

REV.
B