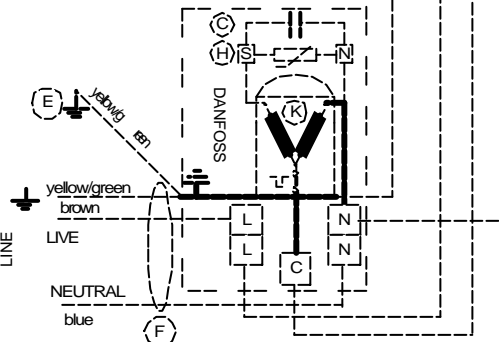
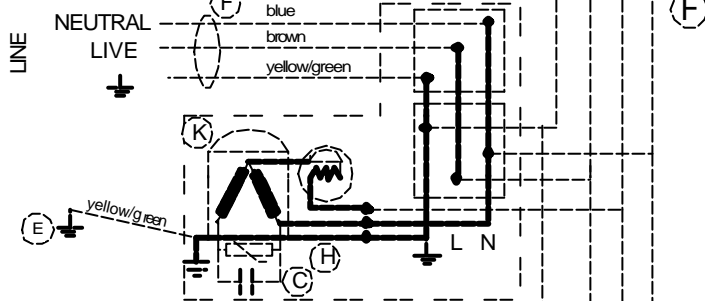

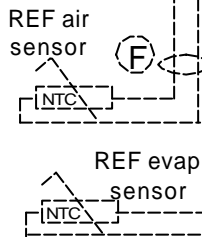
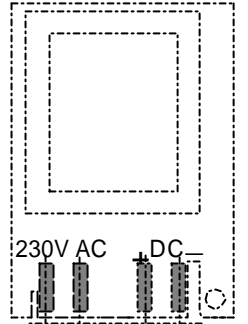


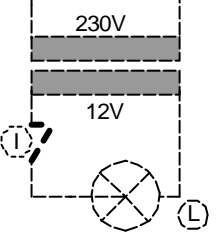
Visualisation board

door switch
(reed element)

Power board ERF 2000



- (K) Compressor
- (H) Starting device
- (C) Run capacitor
- (F) Flexible cord
- (E) Earth cabinet
- (G) Fan
- (I) Alt. lamp switch (reflector flap)
- (L) Halogen lamp
- (M) Alt. 230 V lamp



| | | |
|---|----------|----|
| A | TM 05094 | SB |
|---|----------|----|

208 50 65-00
Variant No.

TITLE
Wiring diagram
Kopplingschema

DESIGN OWNER: MA
DRN: SB
CHD: [blank]
DATE: 050509
APPR: [blank]