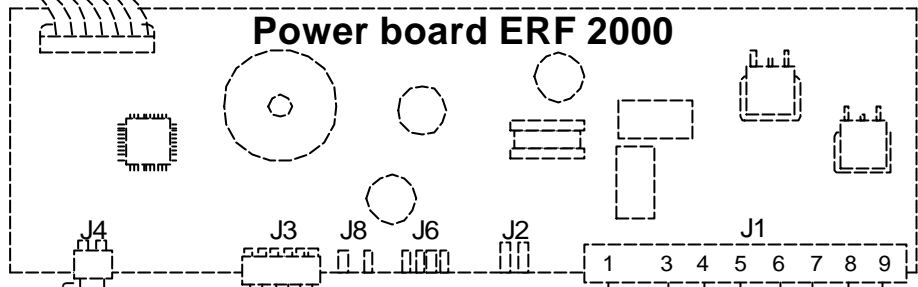
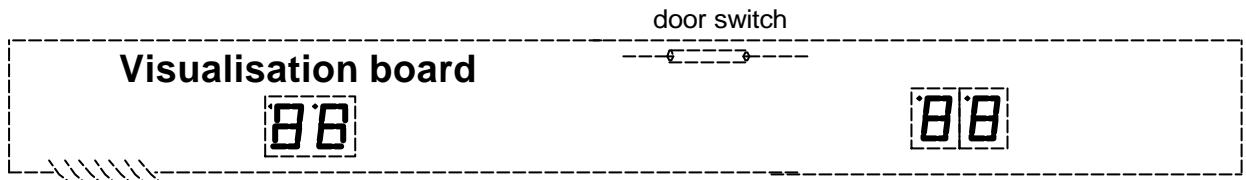
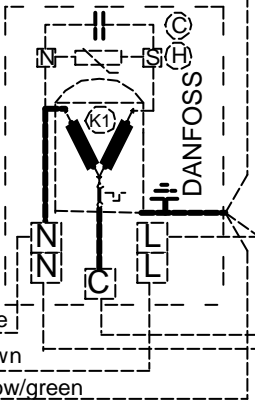
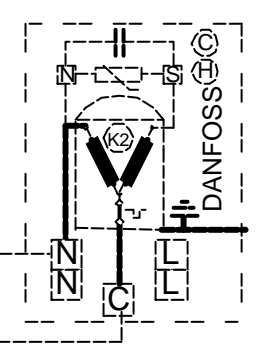
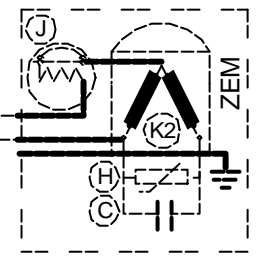
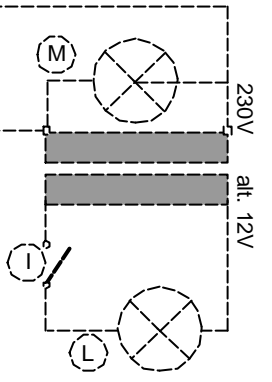
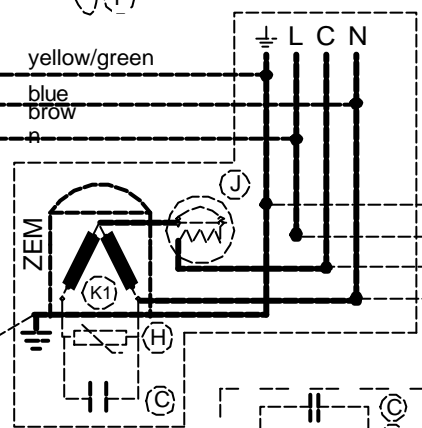
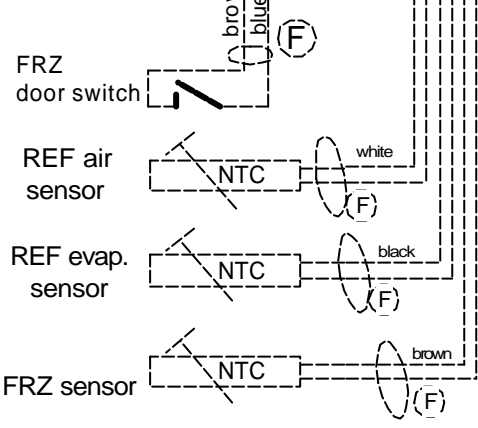


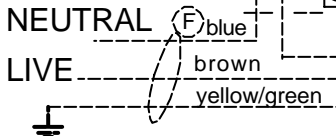
Drawing created in Visio



- (E) Earth cabinet
- (F) Flexible cord
- (J) Motor protector
- (L) Halogen Lamp
- (K1) Compressor FRZ
- (K2) Compressor REF
- (H) Starting device
- (C) Run capacitor
- (M) 230V Lamp



D	TM 06004	SB
C	TM 05019	SB
B	TM 03633	SB
A	TM 03541	SB



208 42 11-00  
Variant No.

TITLE				<b>Wiring diagram</b>	
DESIGN OWNER				<b>Kopplingschema</b>	
ABF	DRN SB	CHD APPR.	DATE 050110	<b>208 42 11</b>	
NUMBER					
<b>Electrolux</b>				<b>D</b>	

F:\d\Produkt\deritag\Kopplingschema\208211.rvt D:\d