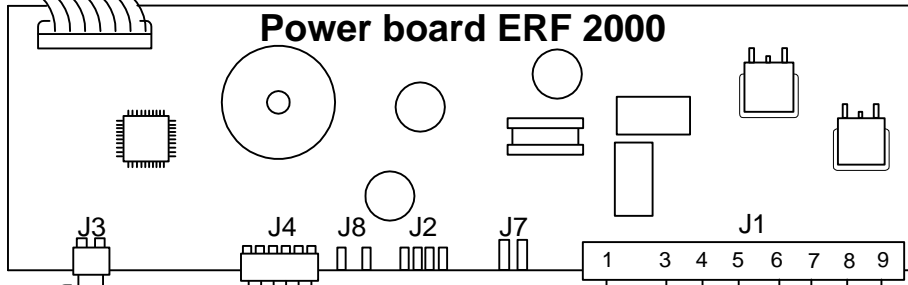
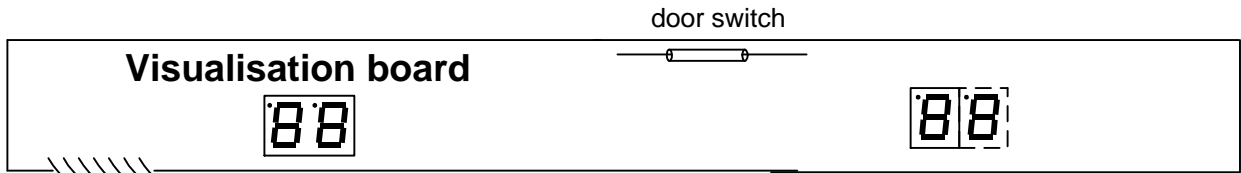
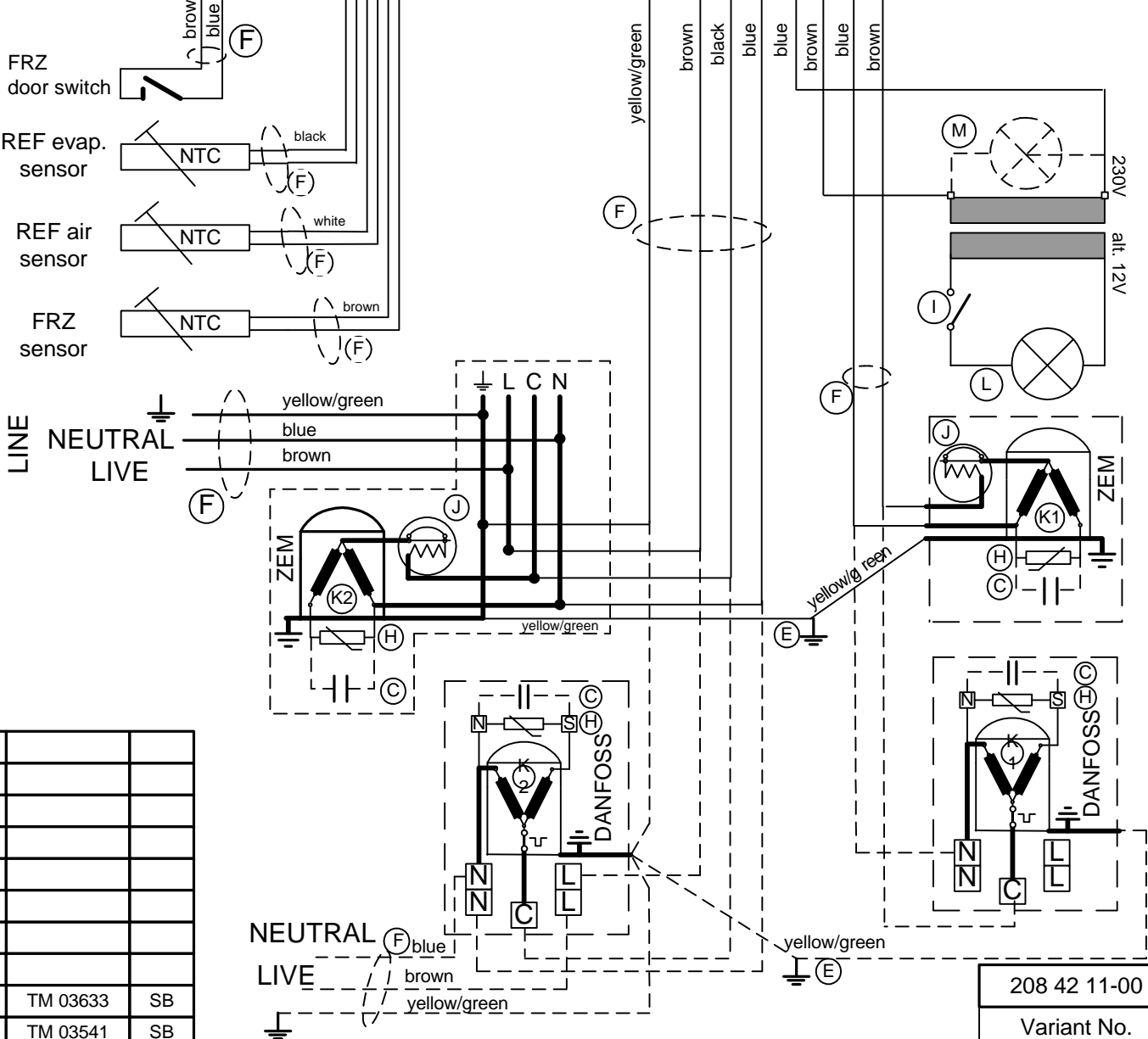


Drawing created in Visio



- (E) Earth cabinet
- (F) Flexible cord
- (J) Motor protector
- (L) Halogen Lamp
- (K1) Compressor REF
- (K2) Compressor FRZ
- (H) Starting device
- (C) Run capacitor
- (M) 230V Lamp



B	TM 03633	SB
A	TM 03541	SB

208 42 11-00
Variant No.

DESIGN OWNER MA				DRN SB	CHD APPR.	DATE 030910	TITLE Wiring diagram Kopplingschema
---------------------------	--	--	--	------------------	--------------	-----------------------	---

	<h1>Electrolux</h1>	NUMBER	<h1>208 42 11</h1>	REV	<h1>B</h1>

M:\a\Produktunterlagen\Kopplingsscheman\2084211.vsd