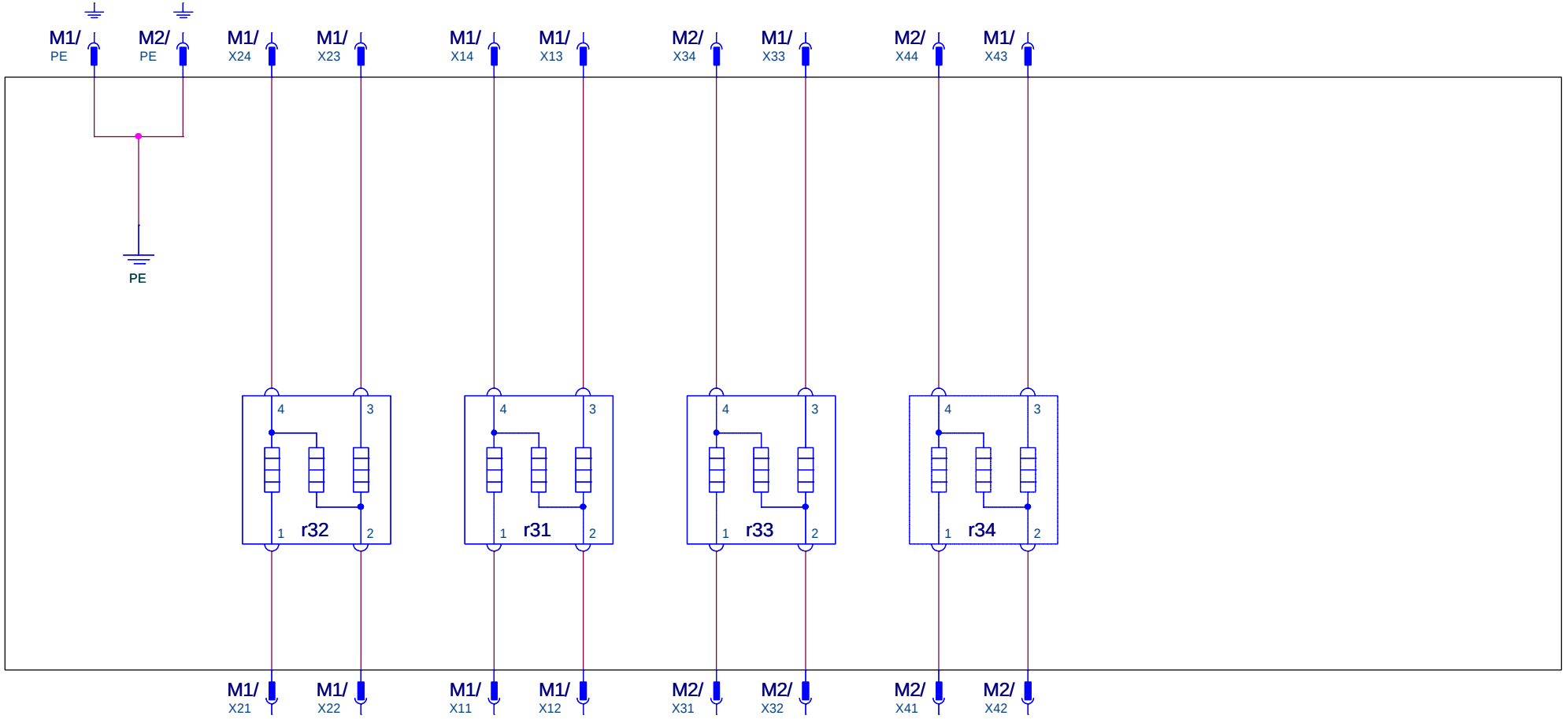

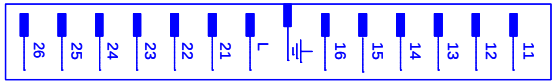

M1

CONTACTHOUSING 1 - 2 230V

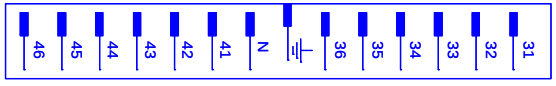

M2

CONTACTHOUSING 3 - 4 230V

ZUST	MODIFICATIONS	SIGNATURE	REQUEST	DATE
A	new drawing created	Weiß	DGT 27565	2004-12-10

DESIGN OWNER	DRN	CHD	DATE	DESIGN	USERS	EUROPEAN METHOD
DGT	DGR-PE_PD	Weiß / APPR Weiß	2004-12-10	-	-	

Electrolux

TITLE circuit diagram hob

TITEL Schaltplan Mulde

NUMBER 387 0925 SHEET 01(01) REV A

THE ITEM(s) SHOWN IN THIS DRAWING MUST NOT CONTAIN FORMALDEHYDE, CADMIUM, MERCURY, ASBESTOS ORPBB/PBDO.

THIS DRAWING CONTAINS CONFIDENTIAL INFORMATIONS. IT'S PROPERTY OF ELECTROLUX WITHOUT WHOSE PERMISSION IT MAY NOT BE COPIED, SHOWN OR HANDED TO A THIRD PARTY OR OTHERWISE USED, AND IT IS TO BE RETURNED PROMPTLY UPON REQUEST TO ELECTROLUX WHICH IS RESPONIBLE FOR THE DRAWING.

[2] CRITICAL DIMENSIONS WHICH MUST BE UNDER CAPABILITY

SAFETY RISKS

: VISIBLE SURFACES

DRAFT ANGLES (NOT SHOWN): 00°00'00"

THEORETICAL FLAT AREA -

DEVELOPED FLAT AREA -

GENERAL TOLERANCES

ANGLES : ±-°

LENGTHS AND DIAMETERS:
<18 mm. : ±--
18 - 80 mm. : ±--
>80 mm. : ±--

A4