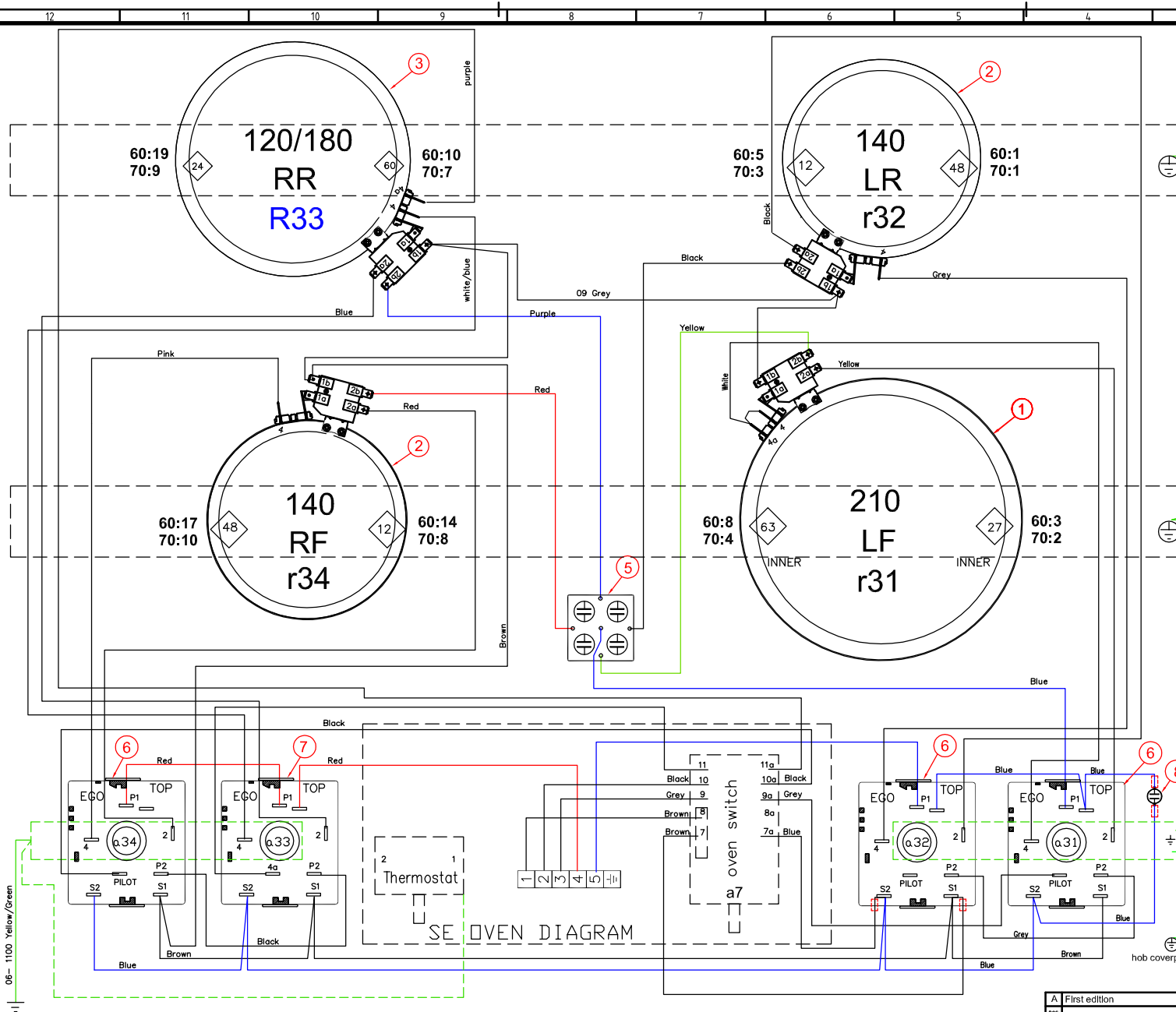
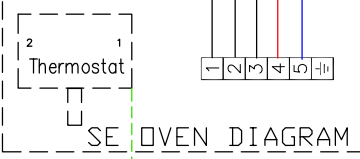
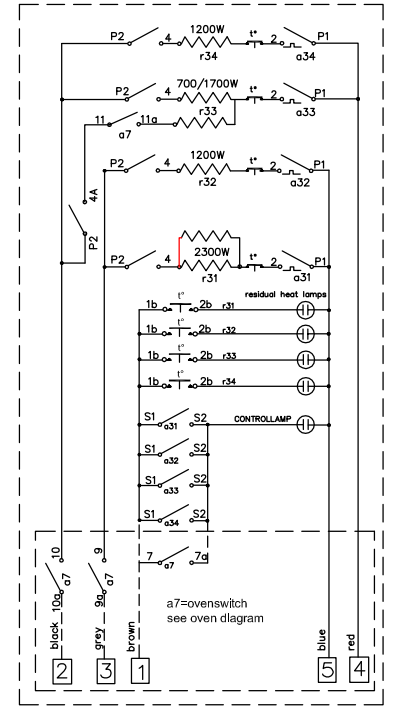


This drawing contains confidential information and is the property of Electrolux. Without whose permission the contents of this drawing may not be reproduced, stored in a retrieval system, or transmitted in any form or by any means, electronic, mechanical, photocopying, recording, or otherwise, and it is to be returned to the design owner upon request to the design owner, who is responsible for the drawing.

Items shown in this drawing must not contain substances that are banned according to Directive 2002/95/EC, the RoHS Directive, or Directive 2006/66/EC, the Battery Directive. The RoHS and Banned Substances List (BSL) are available on the Electrolux website. The BSL is a Restricted Materials List (RML) and is subject to change without notice. The BSL is a Restricted Materials List (RML) and is subject to change without notice.



HOLE NUMBER	MOUNTING HOLES FOR HOTPLATES/CROSSBAR
XX	



POS	QTY	DESCRIPTION
8	1	INDICATING LAMP COOKER
7	1	ENERGY REG. DOUBLE ZONE
6	3	ENERGY REG. SINGLE ZONE
5	1	RESIDUAL HEAT INDICATOR 4-BL.
4		
3	1	HEATER/ZONE 120/180 700/1700W
2	2	RADIANT HEATER/ZONE 140 1200W
1	1	HEATER/ZONE 210 2300W

ID	DESCRIPTION	ELUX PART NO.
	Hob wiring cpl.	349 4990-06
	INSULATION HOUSING	
	LIST OF CRIMP CONTACTS	330 1766
	Component list	330 2222

HC60:6 HC70:6 Flins

FRONT SEEN FROM BOTTOM

230V PM

349-4991-01	VARIANT NUMBER	REPLACED NUMBER	POS.	MODEL	DESIGN USERS	CHANGES FROM THE BASE MODEL
-------------	----------------	-----------------	------	-------	--------------	-----------------------------

A First edition		S.A.H	ABS 1398	2005-09-28
POS	MODIFICATIONS	SIGNATURE	REQUEST	DATE
MATERIAL	WEIGHT	DESIGN USERS	REPLACES	EUROPEAN METHOD
PERSON OWNER	DATE	APP. S.A.H	REVISION	SUPPLY SPECIFICATIONS
				NUMBER <b>349 4991</b> REV <b>A</b> SHEET