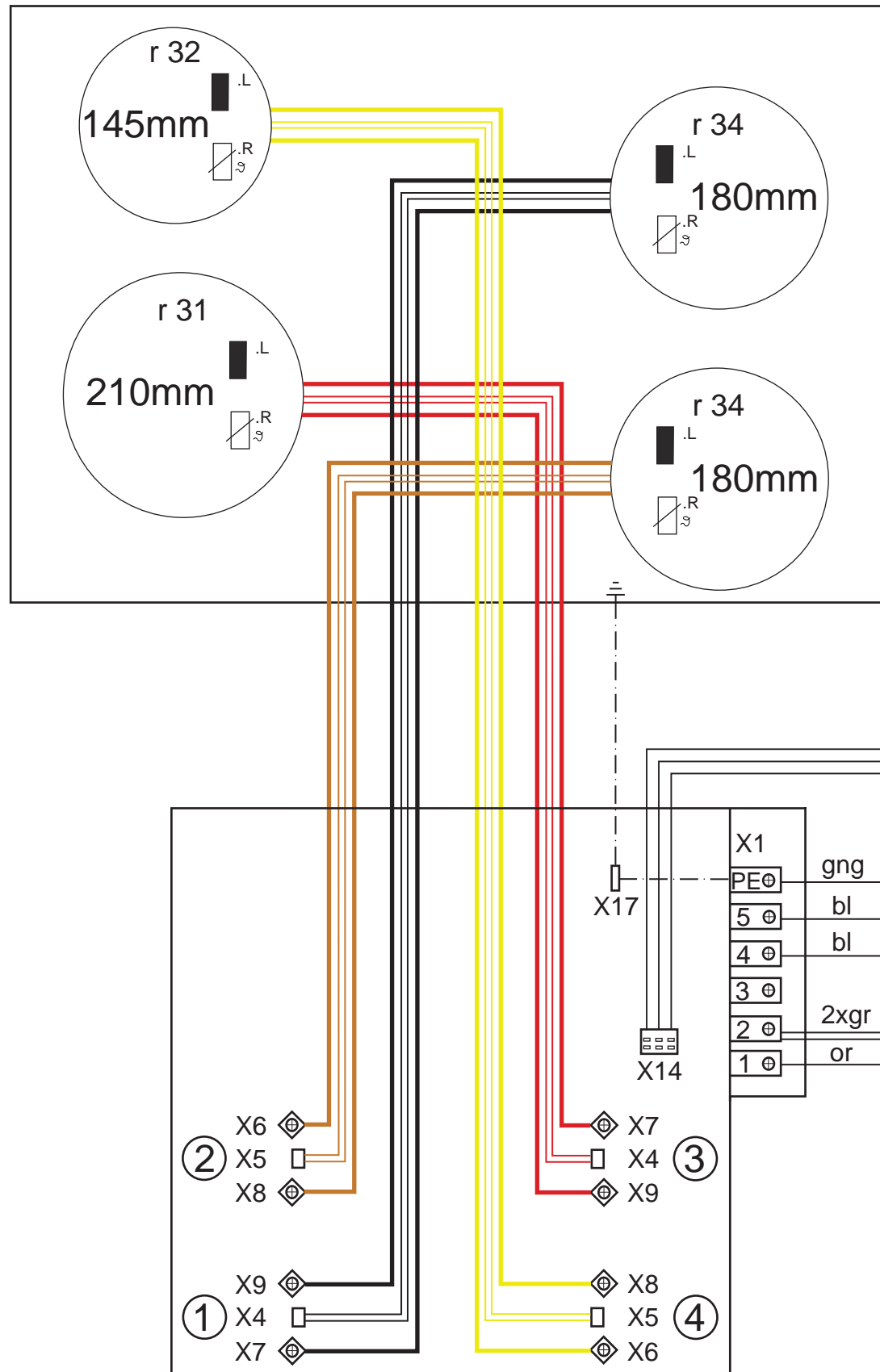

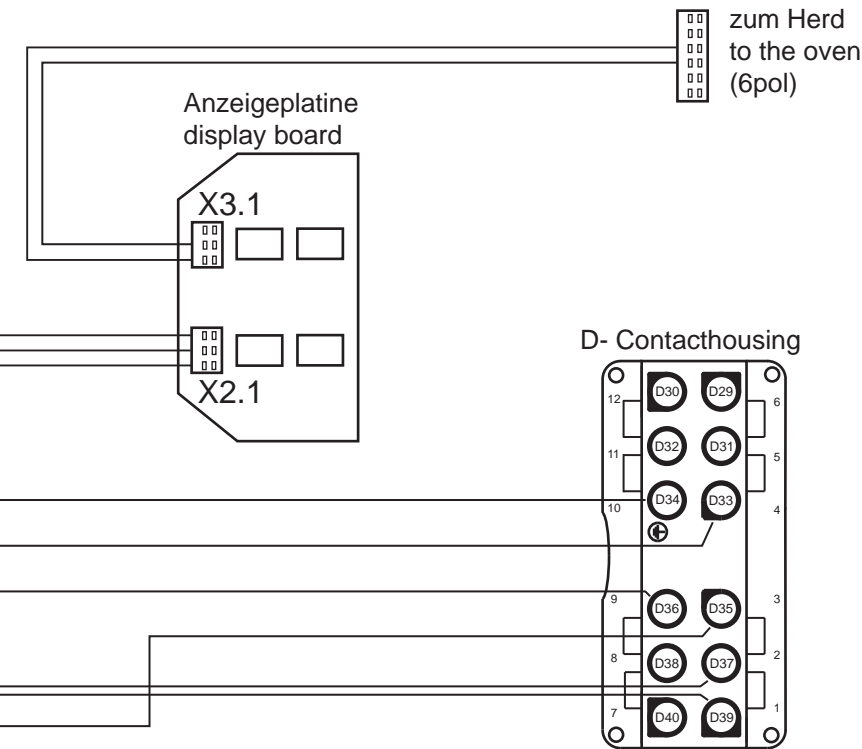


Ansicht von oben!



Bezeichnung	designation	Elux Sachnummer	Elux part no
Liste Anschlagteile	list of crimp contacts	330 1766 00	
Betriebsmittelliste	list of components	330 2222 00	
Liste Einzellitzen	list of single wires	330 5347 00	
Anschlußbezeichnungen	Port identification	330 6406 00	
Leitungsmaterial	wire material	330 5273 00 / 330 5274 00	

Steuerleitung / control line		(separate Lieferung)
Kontaktfolge / contact		Sachnummer / article number code
filter board (X14) - display board (X2.1)		330 637 401
display board (X3.1) - to the oven (6pol)		330 664 200
Kabelbaum / cable harness		(separate Lieferung)
Kontaktfolge / contact		Sachnummer / article number code
main terminal (X1) - D-Contacthousing		330 670 600



A	First edition	Weiß	DGT20992	2004-08-26
POS.	MODIFICATIONS	SIGNATURE	REQUEST	DATE
MATERIAL	MODEL	SCALE	EUROPEAN METHOD	
TREATMENT	WEIGHT	DESIGN USERS	REPLACES	
DESIGN OWNER	DATE	APPR	SUPPLY SPECIFICATIONS	
DGT	2004-08-26	Weiß	TITLE wiring hob cpl. Verdrahtung Mulde kpl.	
		NUMBER	330 6680	REV A 1/1

This drawing contains confidential information and is the property of Electrolux, without whose permission it may not be copied, shown or handed to a third party or otherwise used and it is to be returned promptly upon request to the design owner, who is responsible for the drawing.

Items shown in this drawing must not contain substances that are banned according to Directive, 2002/95/EC, the RoHS Directive (Lead, Cadmium, Mercury, hexavalent Chromium, PBB and PBDE), or substances classified as "Banned" or "Restricted" according to the Electrolux Restricted Materials List.

GENERAL TOLERANCES
 ANGLES
 LENGTHS AND DIAMETERS

330 6680 00			wiring hob cpl., dependent G4 (full induction)
VARIANT NUMBER	REPLACED NUMBER	POS.	CHANGES FROM THE BASE NUMBER