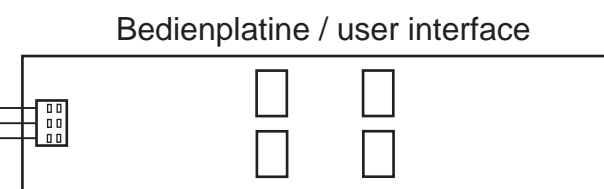
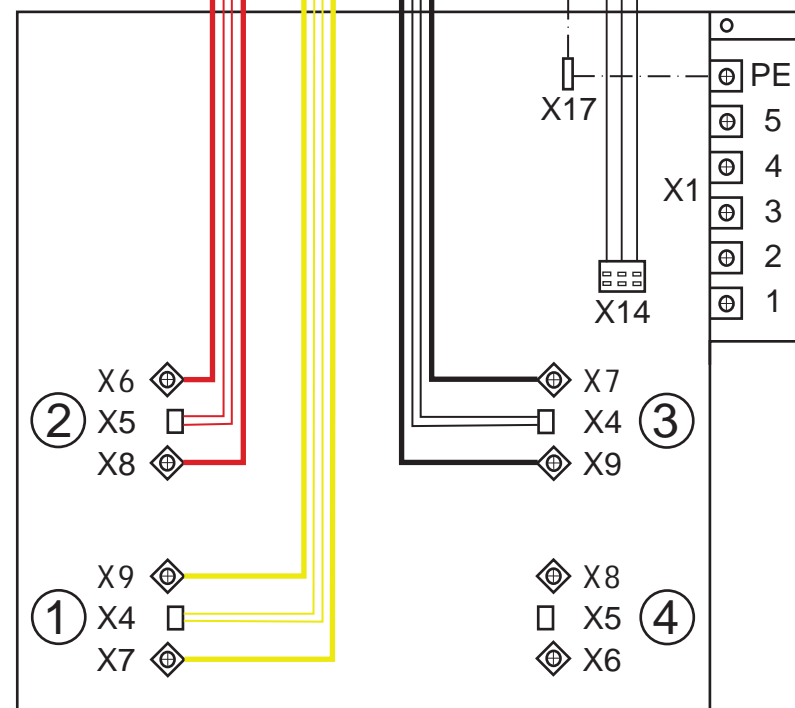
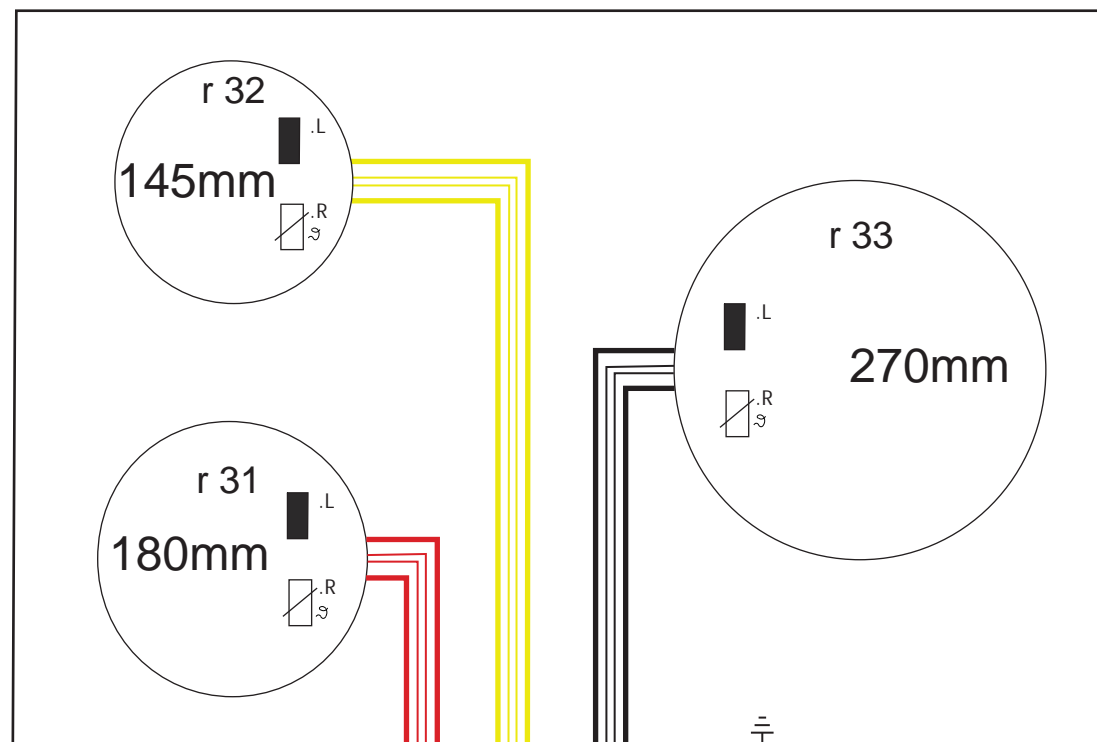


# Ansicht von oben!



Bezeichnung	designation	Elux Sachnummer	Elux part no
Liste Anschlagteile	list of crimp contacts	330 1766 00	
Betriebsmittelliste	list of components	330 2222 00	
Liste Einzellitzen	list of single wires	330 5347 00	
Anschlußbezeichnungen	Port identification	330 6406 00	

A	new drawing created			Weiß	DGT20992	08.12.03
POS	MODIFICATIONS			SIGNATURE	REQUEST	DATE
MATERIAL Leitungsmaterial in Silicon Temp. best. min 180 °C Insulation of the cord is silicon, temperature-resistance: min 180 °C				DESIGN USERS		EUROPEAN METHOD
TREATMENT			WEIGHT		REPLACES No	
DESIGN OWNER	DRN	CHD	Weiß	DERIVED FROM No		
DGT	DGR-PE_PD	APPR	Weiß	SUPPLY SPECIFICATIONS No		
DATE 08.12.03				TITLE wiring hob cpl.		
				Verdrahtung Mulde komplett		
				NUMBER 330 6678	SHEET 01(01)	REV A

330 6678 00	DGT	wiring hob indep., touch induktion G4 (BIG 3)
VARIANT NUMBER	MODEL	DESIGN USERS
CHANGES FROM THE BASE NUMBER		

This drawing contains confidential information and is the property of Electrolux without whose permission it may not be copied, shown or handed to a third party or otherwise used, and it is to be returned promptly upon request to the Electrolux which is responsible for the drawing.

[2] Critical dimensions which must be under capability

SAFETY REQUIREMENT

Visible surfaces:  
Draft angles (not shown):

THEORETICAL FLAT AREA

DEVELOPED FLAT AREA

GENERAL TOLERANCES

ANGLES

LENGTHS AND DIAMETERS

ISO 2768-m

8 7 6 5 4 3 2

8 7 6 5 4 3 2

E

D

C

B

A