

THE ITEM(S) SHOWN IN THIS DRAWING MUST NOT CONTAIN FORMALDEHYDE, CADMIUM, MERCURY, ASBESTOS OR PBB/PBD.

THIS DRAWING CONTAINS CONFIDENTIAL INFORMATION. IT'S PROPERTY OF ELECTROLUX WITHOUT WHOSE PERMISSION IT MAY NOT BE COPIED, SHOWN OR HANDED TO A THIRD PARTY OR OTHERWISE USED, AND IT IS TO BE RETURNED PROMPTLY UPON REQUEST TO ELECTROLUX WHICH IS RESPONSIBLE FOR THE DRAWING.

CRITICAL DIMENSIONS WHICH MUST BE UNDER CAPABILITY

SAFETY RISKS

DRAFT ANGLES (NOT SHOWN): 00°00'00"

GENERAL TOLERANCES

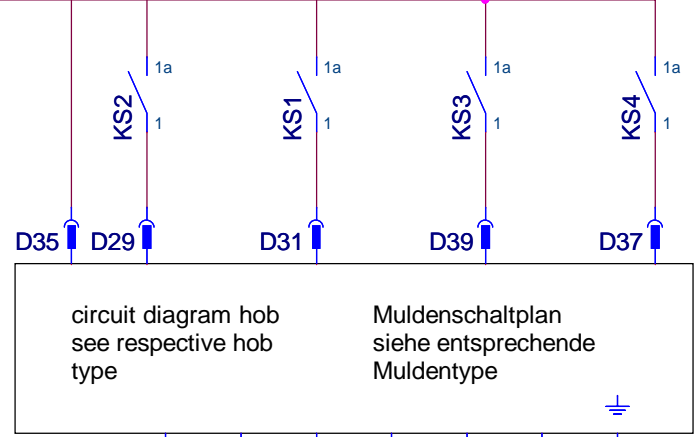
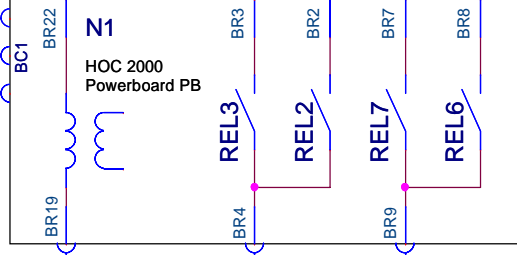
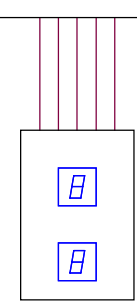
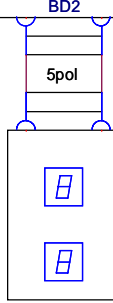
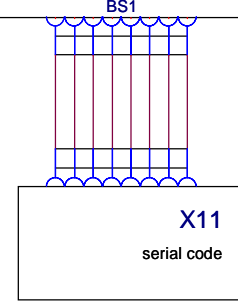
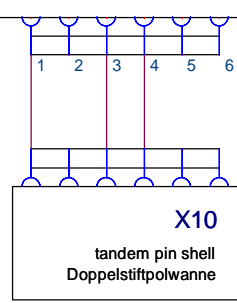
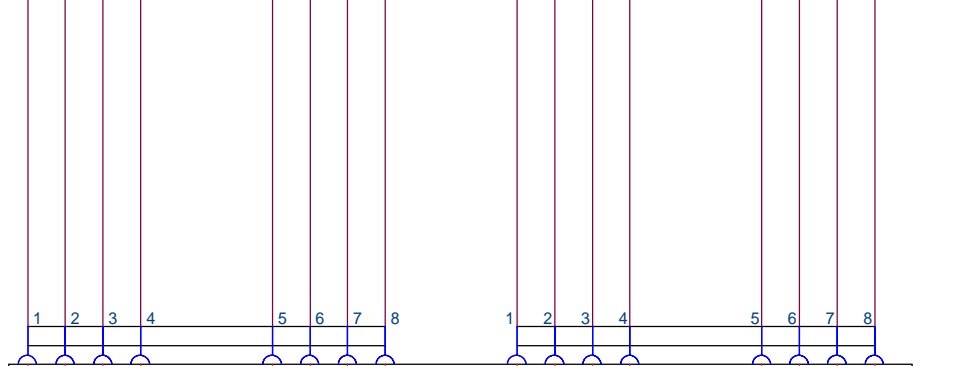
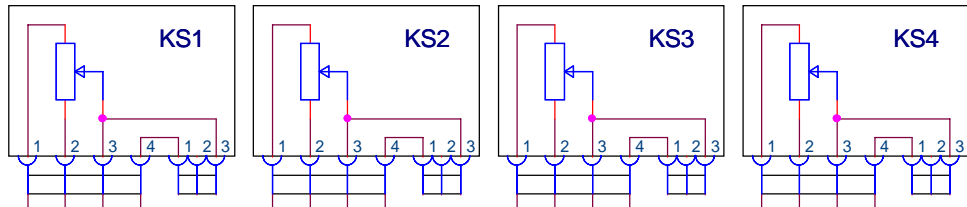
ANGLES : ±°

LENGTHS AND DIMETERS:

13-50mm : ±°

>50mm : ±°

A4



D	delete the signal lamps	Georgi	DGT 21064	03-12-11
C	X11 was added	Georgi	DGT 18636	03-08-14
B	correction of drawing after pilot series	Georgi	DGT 18473	03-08-06
A	new drawing created	Georgi	DGT 17483	03-06-24
ZUST	MODIFICATIONS	SIGNATURE	REQUEST	DATE
DESIGN	OWNER	DRN	OD	DATE
DGT	DGR-PE_PD		Renner	03-06-24
			APPR	Renner
DESIGN		USERS		EUROPEAN METHOD
TITLE circuit diagram hob control				
TITEL Schaltplan Muldenansteuerung				
NUMBER 330 5962			SHEET 01 (01)	REV D

