

THE TERMS SHOWN IN THIS DRAWING MUST NOT CONTAIN FORMALDEHYDE, CADMIUM, MERCURY, ASBESTOS OR PBB/PBDO.

THIS DRAWING CONTAINS CONFIDENTIAL INFORMATION. IT IS THE PROPERTY OF ELECTROLUX. WITHOUT THE PERMISSION IT MAY NOT BE COPIED, SHOWN OR HAND TO A THIRD PARTY OR OTHERWISE USED, AND IT IS TO BE RETURNED PROMPTLY UPON REQUEST TO ELECTROLUX WHICH IS RESPONSIBLE FOR THE DRAWING.

CRITICAL DIMENSIONS WHICH MUST BE UNDER CAPABILITY

SAFETY RISKS

VISIBLE SURFACES

DRAFT ANGLES (NOT SHOWN): 07°/00'00"

THEORETICAL FLAT AREA

DEVELOPED FLAT AREA

GENERAL TOLERANCES

ANGLES : 30°

LENGTHS AND DIAMETERS:

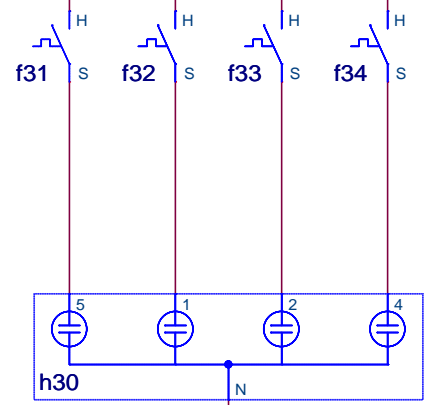
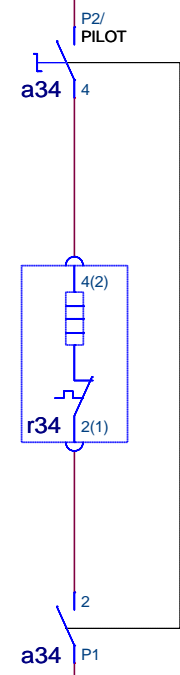
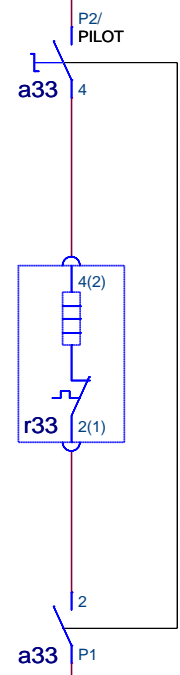
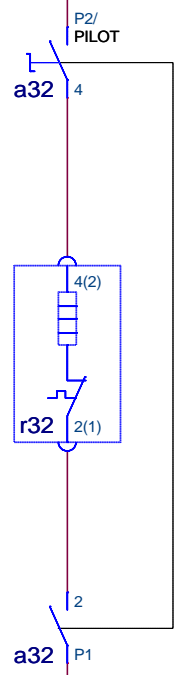
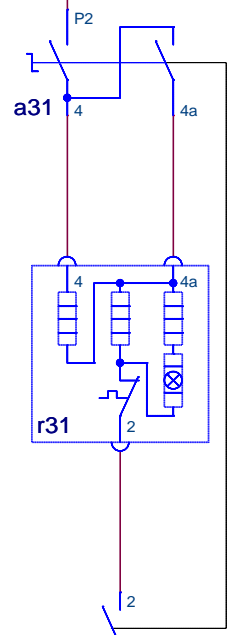
<18 mm. : ±0.10

18-30mm. : ±0.15

>30 mm. : ±0.20

A4

X1/1
X1/2
X1/3



X1/4
X1/PE



A				new drawing created		Georgi	DGT 15667	03-02-21
ZUST				MODIFICATIONS		SIGNATURE	REQUEST	DATE
DESIGN	OWNER	DRN	CHD	DATE	DESIGN	USERS	EUROPEAN METHOD	
DGT		DGR-PE_PD	Renner	03-02-21	-	-		
					TITLE circuit diagram hob TITEL Schaltplan Mulde NUMBER 330 5581 SHEET 01(01) REV A			